



**ONE
TECH**











ONETECH
Engineering
& Tools

Industrial tools for surface preparation and painting

- Professional pneumatic tools
- Industrial painting tools
- Industrial paint mixing equipment





Contents

Professional pneumatic tools


	Random orbital sanders	6
	Eccentric sanders	12
	Polishers	15
	Angle sanders and polishers	17
	Sanders and abrasive finishing tools	20
	Belt sanders	22
	Screwdrivers	24
	Drills	26
	Impact wrench	28
	Angle grinders	30

Contents

Industrial painting tools

	Spray guns	32
	Pressure tanks / Agitators	56
	Pumps	60
	Accessories	70

Industrial paint mixing equipment

	Gyroscopic mixer	76
	Shakers	77
	Automotive and Industrial paint mixer	78

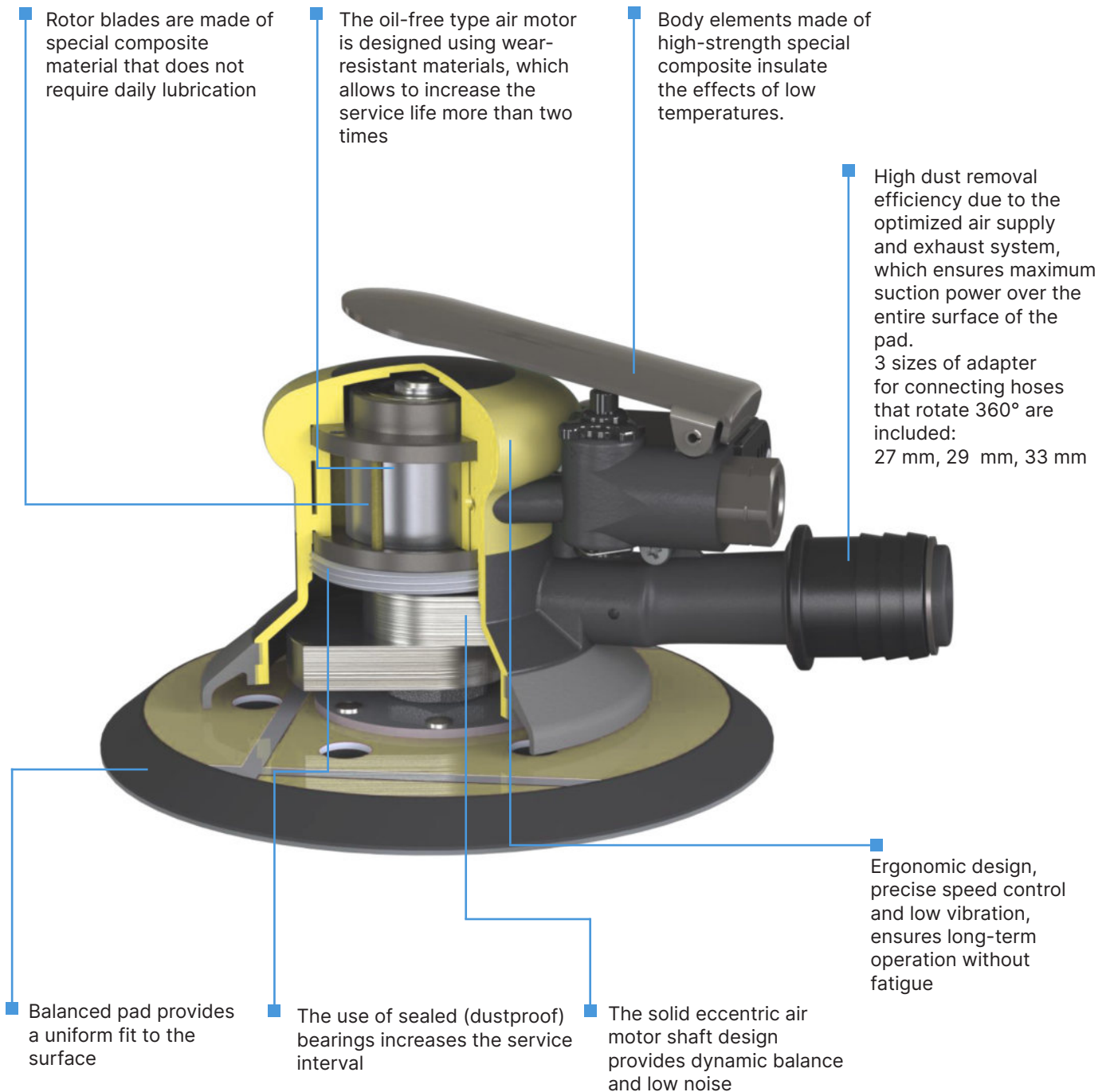


Professional pneumatic tools.
Random orbital sanders.

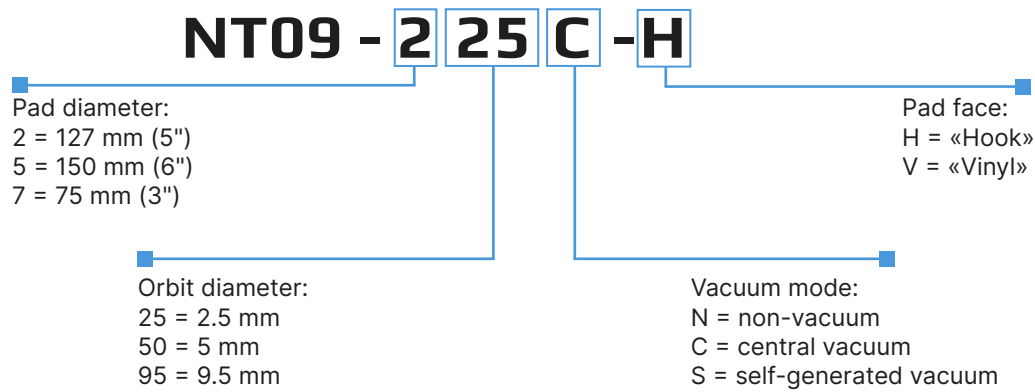
01



01. Specifications and advantages of ONETECH random orbital sanders



01. Random orbital sanders



Pad face:



«Vinyl»
 Used to mount the abrasive
 on a flat vinyl base



«Hook»
 Used for standard Velcro
 type abrasives

Recommendations for choosing a random orbital sander:

Abrasive grit size	Orbit diameter		Color-coded lever
Ultra fine sanding (320+ grit generally)	2.5 mm		
General sanding (100-320 grit generally)	5 mm		
Aggressive sanding (under 100 grit generally)	9.5 mm		








01. Random orbital sanders



NT09-595C-H

NT09-550C-H

NT09-525C-H

Model number	 Pad diameter, mm	 Orbit dia., mm	 Free Speed, rpm	 Air consumption, L/ min	 Weight, kg	 Vacuum type	 Pad face
NT09-725C-H	75	2.5	12 000	400	0.59	central vacuum	«Hook»
NT09-750C-H	75	5	12 000	400	0.63	central vacuum	«Hook»
NT09-725S-H	75	2.5	12 000	400	0.59	self-generated vac.	«Hook»
NT09-750S-H	75	5	12 000	400	0.63	self-generated vac.	«Hook»
NT09-725N-*	75	2.5	12 000	400	0.61	non-vacuum	«Vinyl»/«Hook»
NT09-750N-*	75	5	12 000	400	0.70	non-vacuum	«Vinyl»/«Hook»
NT09-225C-H	127	2.5	12 000	400	0.79	central vacuum	«Hook»
NT09-250C-H	127	5	12 000	400	0.80	central vacuum	«Hook»
NT09-295C-H	127	9.5	12 000	400	0.85	central vacuum	«Hook»
NT09-225S-H	127	2.5	12 000	400	0.79	self-generated vac.	«Hook»
NT09-250S-H	127	5	12 000	400	0.80	self-generated vac.	«Hook»
NT09-295S-H	127	9.5	12 000	400	0.85	self-generated vac.	«Hook»
NT09-225N-*	127	2.5	12 000	400	0.72	non-vacuum	«Vinyl»/«Hook»
NT09-250N-*	127	5	12 000	400	0.73	non-vacuum	«Vinyl»/«Hook»
NT09-295N-*	127	9.5	12 000	400	0.79	non-vacuum	«Vinyl»/«Hook»
NT09-525C-H	150	2.5	12 000	400	0.84	central vacuum	«Hook»
NT09-550C-H	150	5	12 000	400	0.85	central vacuum	«Hook»
NT09-595C-H	150	9.5	12 000	400	0.90	central vacuum	«Hook»
NT09-525S-H	150	2.5	12 000	400	0.84	self-generated vac.	«Hook»
NT09-550S-H	150	5	12 000	400	0.85	self-generated vac.	«Hook»
NT09-595S-H	150	9.5	12 000	400	0.90	self-generated vac.	«Hook»
NT09-525N-*	150	2.5	12 000	400	0.77	non-vacuum	«Vinyl»/«Hook»
NT09-550N-*	150	5	12 000	400	0.78	non-vacuum	«Vinyl»/«Hook»
NT09-595N-*	150	9.5	12 000	400	0.83	non-vacuum	«Vinyl»/«Hook»

* indicate pad face when ordering (V-«Vinyl» / H-«Hook»)

Min. hose size - 9.0 mm | Air pressure - 6.3 bar | Air inlet - 1/4" | Noise level ≤ 93 dBA








Note: on models with self-generating (S) the hose and dust bag are included



Heavy duty random orbital sanders

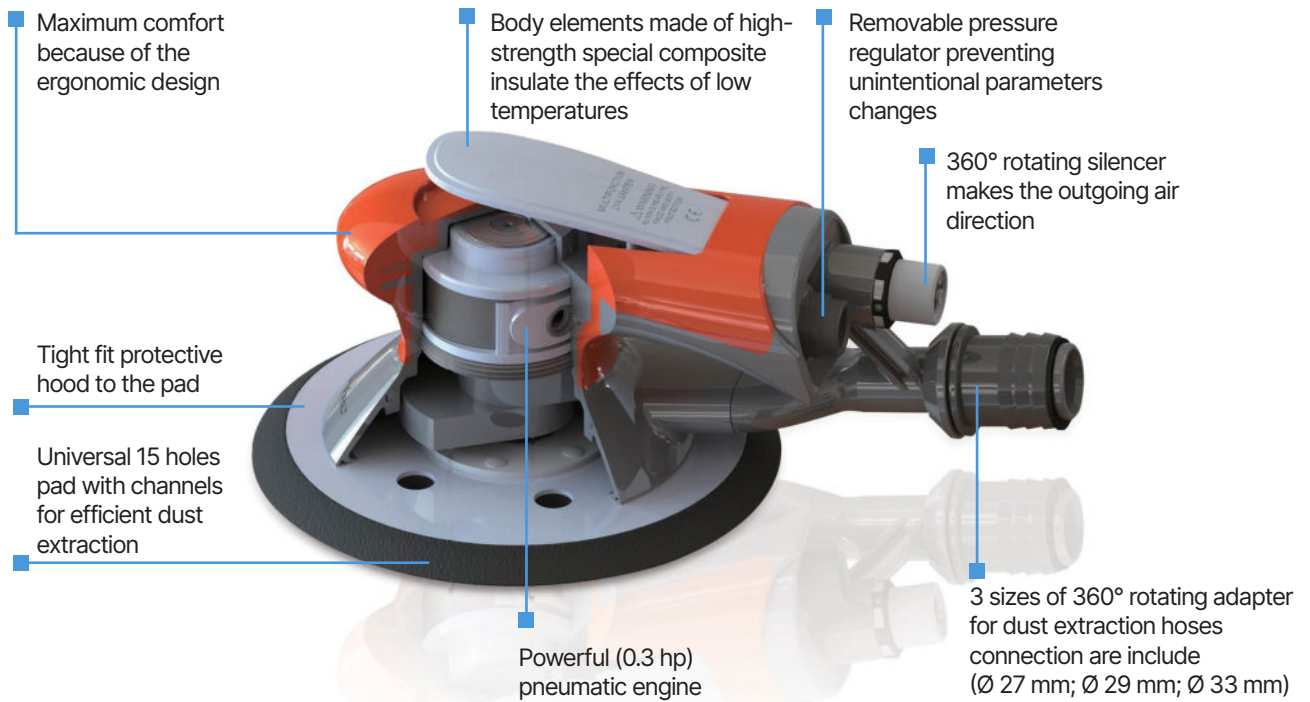
01. Heavy duty random orbital sanders








Model number	 Pad diameter, mm	 Orbit dia., mm	 Free Speed, rpm	 Air consumption, L/ min	 Weight, kg	 Vacuum type	 Pad face
NT09-525-CH-D	150	2.5	12 500	450	0.87	central vacuum	«Hook»
NT09-550-CH-D	150	5	12 500	450	0.90	central vacuum	«Hook»

Min. hose size - 9.0 mm | Air pressure - 6.3 bar | Air inlet - 1/4" | Noise level ≤ 84 dBA | Power = 0.3 ph

Specification and advantages:



01. Accessories for random orbital sanders

Photo	Name	Code	Specification
	Air pressure regulator NT09-525-CH-D / NT09-550-CH-D	NT09S-0421	1/4" (M)
	Swivel	NT04A-0267	1/4" (M) x 1/4" (F)
	Air antistatic hose (R< 10 mΩ)	NT03A-RB02	Ø 9 × 16 mm
	Pads with thread 5/16" (M), non-vacuum	NT09S-0043 NT09S-0044 NT09S-0045 NT09S-0045 NT09S-0049	«Hook», Ø 75 mm «Vinyl», Ø 127 mm «Hook», Ø 127 mm «Vinyl», Ø 150 mm «Hook», Ø 150 mm
	Pads with thread 5/16" (M), central vacuum, (6-holes)	NT09S-0046 NT09S-0047 NT09S-0050 NT09S-0051	«Vinyl», Ø 127 mm «Hook», Ø 127 mm «Hook», Ø 150 mm «Vinyl», Ø 150 mm
	Pads with thread 5/16" (M), central vacuum, (15-holes)	NT09S-0052	«Hook», Ø 150 mm
	Dust hose	NT09S-0065	L = 185 cm, for models with the "self-generated" vacuum type
	Dust bag	NT09S-0066	For models with the "self-generated" vacuum type

Sanding technique:

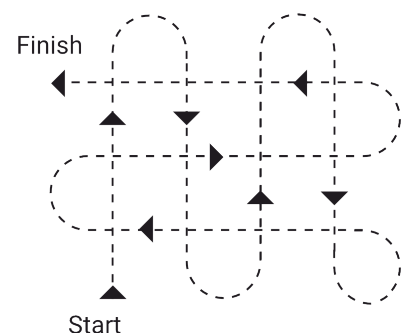
- Always start the sander on the surface and turn it off by removing it from the surface.

IMPORTANT: Do not press hard on the sander. Apply sufficient force while holding the pad and abrasive parallel to the surface, which allows the pad to move freely on the surface.

- When sanding, follow the proposed scheme - up, down, left, blocking, each subsequent pass by 1/4 of the diameter of the pad and abrasive on it. This ensures uniform surface finish. It is recommended to repeat 2 approaches according to the proposed scheme for the best result.

- It is necessary to check regularly abrasive material for tears, wrinkles, or folding. If you find damage on the abrasive material, then replace it with a grit of the same size and finish sanding according to the scheme.

- Before forwarding to the next sanding step, clean the tool from sanding dust and debris. After cleaning, change the abrasive to a finer grit continue sanding



02



Eccentric sanders

Ideal for sanding in hard-to-reach areas

Ergonomic design and low vibration ensure long-term operation without fatigue

Dustproof bearing extends product life

02. Eccentric sanders










NT09-207C-H



NT09-201N-V



NT09-205C-H








Model number	 Pad size, mm	 Orbit dia., mm	 Free Speed, rpm	 Air consumption, L/ min	 Weight, kg	 Vacuum type	 Pad face
NT09-201N-V	100 × 110	2.5	12 000	450	0.91	non-vacuum	«Vinyl» + clamp
NT09-205C-H	100 × 110	5	12 000	450	0.82	central vacuum	«Hook»
NT09-207C-H	125 × 95 (Δ)	5	12 000	450	0.82	central vacuum	«Hook»

Min. hose size - 9.0 mm | Air pressure - 6.3 bar | Air inlet - 1/4" | Noise level ≤ 84 dBA

02. Eccentric sanders



NT09-210C-H

Model number	 Pad size, mm	 Orbit dia., mm	 Free Speed, rpm	 Air consumption, L/ min	 Weight, kg	 Vacuum type	 Pad face
NT09-209N-V	178 x 93	2.5	12 000	420	1.1	non-vacuum	«Vinyl» + clamp
NT09-210C-H	178 x 93	2.5	12 000	420	1.2	central vacuum	«Hook» + clamp

Min. hose size - 9.0 mm | Air pressure - 6.3 bar | Air inlet - 1/4" | Noise level ≤ 78 dBA

03



Polishers

Light weight

Anti-slip anti-vibration material used








Handle can be installed for right or left hand

03. Polishers



NT09-301



NT09-302

Model number	 Pad size*, mm	 Free Speed, rpm	 Air consumption, L/ min	 Weight, kg	 Size (L x H), mm	 Rotation type	 Outer thread
NT09-301	178	2 500	540	2.2	310 x 111	rotational	M14
NT09-302	178	4 500	540	2.2	310 x 111	rotational	M14

Min. hose size - 9.0 mm | Air pressure - 6.3 bar | Air inlet - 1/4" (F) | Noise level ≤ 83 dBA

* Polishing pads with a diameter of 127 ~ 200 mm can be used

Accessories:

Photo	Name	Code	Specification
	Air antistatic hose (R<10 m)	NT03A-RB02	Ø 9 × 16 mm
	Polishing pad	NT09S-0210	«Hook»; Ø 178 mm; weight - 190 g.; thickness - 32.8 mm; M14x2 (F)

04



Angle sanders and polishers

Light weight and compact design

The angular design of the machines allows to work in hard-to-reach places for spot work

Allows to remove defects quickly such as dust, smudges and others

04. Angle sanders and polishers



NT09-401 / NT09-401-15



NT09-402










NT09-403









NT09-404

Disc Sander and Disc sander and polisher

Model number	 Pad diameter, mm	 Rotation type	 Orbit dia., mm	 Free Speed, rpm	 Air consumption, L/ min	 Weight, kg	 Inner thread
NT09-401	30	eccentric	1.5	7 500	283	0.62	M10
NT09-401-15	30	eccentric	1.5	15 000	283	0.62	M10
NT09-402	50	eccentric orbital	3	15 000	450	0.7	M6

Min. hose size - 9.0 mm | Air pressure - 6.3 bar | Air inlet - 1/4" | Noise level ≤ 87 dBA | Pad face - «Hook»







Angle mini polishers

Model number	 Pad diameter, mm	 Free Speed, rpm	 Air consumption, L/ min	 Weight, kg	 Size (L x H), mm	 Inner thread
NT09-403	75	2 300	465	1.1	248 x 54	M10
NT09-404	75	4 500	465	0.8	187 x 122	M6

Min. hose size - 9.0 mm | Air pressure - 6.3 bar | Air inlet - 1/4" | Noise level ≤ 89 dBA | Pad face - «Hook»

04. Angle sanders and polishers

Accessories:

Photo	Name	Code	Specification
	Quick coupling adapter	NT04A-0154	1/4" (M)
	Rubber holder Q-coupling	NT04N-0116	For hose 8 × 17 mm
	Air antistatic hose (R<10 mΩ)	NT03A-RB02	Ø 9 × 16 mm
	Pad for NT09-401	NT09S-0216 NT09S-0217	Pad Ø 30 mm, «Hook» Pad Ø 30 mm, «Vinyl»
	Pad for NT09-402	NT09S-0306 NT09S-0307	Pad Ø 50 mm Pad Ø 75 mm
	Pad for NT09-403 Pad for NT09-404	NT09S-0455 NT09S-0043	Pad Ø 75 mm Pad Ø 75 mm

Minor defects repairing method on transparent varnish

Step 1

Use the ONETECH NT09-401 eccentric sander

- Attach the abrasive disc K100.00032.1500 to the sanding pad of the machine.
- Apply water to the abrasive.
- Place the sanding pad on the defect and apply a small amount of force.
- Turn the tool on and grind away at the defect for 2 seconds.

Keep the sanding pad level during sanding without interfering with the tool and the abrasive.
Try to keep the sanded area as small as possible.


Step 2

Use the ONETECH NT09-402 orbital eccentric polisher

- Attach the Ø55 polishing disc to the pad.

Make sure that the center of the disc coincides with the center of the pad.

- Apply a small amount of polishing compound to the work surface of the polishing disc. Apply a small amount of polishing compound to the surface to be polished.
- Use the working surface of the polishing disc to distribute the polishing compound evenly over the surface to be polished.
- Place the polishing disc on the surface to be polished and turn on the polisher. Move the polishing disc in a random motion for 10 seconds, tilted slightly forward. This will eliminate any risk, streaks and holograms.
- Wipe the area to be polished with the ONETECH Microfiber cloth.
- Move the polishing disc in a random motion for 10 seconds, tilted slightly forward. This will remove any rust, streaks and holograms.
- Wipe the area to be polished with a ONETECH microfiber cloth. Perform a visual inspection.
- If imperfections are still visible, repeat Step 2.



05



Sanders and abrasive finishing tools

Reliable and light weight tool

Used for cleaning hard-to-reach places of metal, stone, ceramic tile and other materials

Durability ensured by the use of hardened steel components

05. Sanders and abrasive finishing tools



NT09-501



NT09-502

Axial sander

Model number	Free Speed, rpm	Air consumption, L/ min	Weight, kg	Length, mm	Outer thread
NT09-501	3 400	118	2.89	478	5/8"-11

Min. hose size - 9.0 mm | Air pressure - 6.3 bar | Air inlet - 3/8" | Noise level ≤ 85 dBA

Note: shaft-extension with inflatable wheel (90 × 100 mm)

Axle scraper

Model number	Free Speed, rpm	Air consumption, L/ min	Weight, kg	Length, mm	Type of attachment	Burr head		
						Collet capacity, inch or mm	Grinding wheel, inch (mm)	Burr head, inch (mm)
NT09-502	24 000	200	0.6	170	collet (6 mm)	1/4" or 6	1" (25)	1/2" (13)

Min. hose size - 9.0 mm | Air pressure - 6.3 bar | Air inlet - 1/4" | Noise level ≤ 84 dBA

Accessories:

Photo	Name	Code	Specification
	Quick coupling adapter	NT04A-0154 NT04A-0155	1/4" (M) 3/8" (M)
	Rubber holder Q-coupling	NT04N-0116	For hose 8 × 17 mm
	Air antistatic hose (R<10 mΩ)	NT03A-RB02	Ø 9 × 16 mm

06



Belt sanders

Designed to work in tight spaces, corners, curves and other hard-to-reach places







For removing paint, sanding welds, removing rust, etc.

06. Belt sanders



NT09-601

NT09-602

Model number	 Belt size, mm	 Belt speed, m/min	 Free Speed, rpm	 Air consumption, L/ min	 Weight, kg	 Length, mm
NT09-601	10 x 330	1 300	18 000	600	0.81	280
NT09-602	20 x 520	2 740	18 000	650	1.1	350

Min.hose size - 9 mm | Air pressure - 6.3 bar | Air inlet - 1/4" | Noise level ≤ 85 dBA

07

Screwdrivers

Two hammer mechanism with lowered vibration

Ergonomic designed for long time work without weary

Patent pented 2 steps throttle trigger for precise control








07. Screwdrivers



NT09-701

NT09-702

NT09-703

Model number	 Torque (max), Nm	 Free Speed, rpm	 Air consumption, L/ min	 Weight, kg	 Length, mm	 Std. bolt capacity	 Noise, ≤ dBA
NT09-701	100	10 000	280	1.0	198	M6 - M8	91.1
NT09-702	55	9 000	198	1.27	180	M8	86.5
NT09-703	25	12 000	170	1.1	193	M4 - M5	96.6

Min. hose size - 6 mm | Air pressure - 6.3 bar | Impact mechanism: Two Hammer | Chuck type -1/4" (hex) | Air inlet- 1/4"



08

Drills

Designed for drilling holes in different materials

High power allows you to use the tool for a long time

08. Drills



NT09-801



NT09-803

Pistol drill

Model number	Chuck size	Max. bit diameter, mm	Reversible	Free speed, rpm	Air consumption, L/min	Weight, kg	Noise, ≤ dBA	Length, mm
NT09-801	3/8"	10	YES	2 300	300	1.3	87.6	191

Min. hose size- 6 mm | Air pressure- 6.3 bar | Air inlet- 1/4"

Straight, non-reversible drill

Model number	Chuck size	Max. bit diameter, mm	Reversible	Free speed, rpm	Air consumption, L/min	Weight, kg	Noise, ≤ dBA	Length, mm
NT09-803	3/8"	10	NO	2 500	298	0.89	82.1	215
NT09-804	3/8"	10	NO	4 000	298	0.89	84.4	215

Min. hose size- 6 mm | Air pressure- 6.3 bar | Air inlet- 1/4"

09



Impact wrench

Pneumatic motor with high efficiency, low consumption and high output torque

Low weight and compact size allows easy working in any conditions

09. Impact wrench



NT09-901



NT09-902



NT09-903



NT09-907



NT09-904



NT09-905



NT09-909

Model number	 Max /Min Torque, Nm	 Size shanksize	 Free speed, rpm	 Air consumption, L/min	 Weight, kg	 Std. bolt capacity, mm	 Length, mm
NT09-901	34 - 678	1/2"	12 000	400	1.6	14	140
NT09-902	34 - 895	1/2"	9 600	400	2.6	14	185
NT09-903	135 - 2 577	1"	7 500	600	4.23	30	213
NT09-904	135 - 2 170	1"	7 500	600	5.0	30	366
NT09-905	952 - 3 797	1"	4 800	800	11.9	45	570
NT09-907	34 - 881	1/2"	9 000	750	1.5	14	115
NT09-909	68 - 1 763	3/4"	7 500	500	2.68	20	178

Impact mechanism: Twin Hammer & Jumbo Hammer | Air pressure- 6.3 bar | Noise level ≤ 112 dBA

Min.hose size:

- NT09-901, NT09-902, NT09-907, NT09-909 - 9 mm;
- NT09-903, NT09-904 - 13 mm;
- NT09-905 - 19 mm

Air inlet:

- NT09-901, NT09-902, NT09-907, NT09-909 - 1/4";
- NT09-903, NT09-904 - 3/8";
- NT09-905 - 1/2"



10

Angle grinders








Designed as lightweight powerful tool for tough, tight, quartwe cleaning jobs that require fast metal removal.

10. Grinder



NT09-1005

NT09-1006

Model number	 Throttle Type	 Grinding wheel, mm	 Spindle thread size	 Free speed, rpm	 Air consumption, L/min	 Weight, kg	 Length, mm
NT09-1005	rotary	100	M8 × 1.25 (F)	14 000	250	2.0	216
NT09-1005-01	lever	100	M8 × 1.25 (F)	14 000	250	2.0	216
NT09-1006	rotary	125	M8 × 1.25 (F)	12 000	400	2.54	216
NT09-1006-01	lever	125	M8 × 1.25 (F)	12 000	400	2.54	216

Min. hose size- 9.0 mm | Air pressure- 6.3 bar | Air inlet- 3/8" | Noise level ≤ 95.2 dBA



Spray guns

The product range allows you to apply any material

11



11. ONETECH NT-104

Manual pneumatic spray gun

Spray gun for primecoat application

Light and perfectly balanced pneumatic gravity fed ONETECH NT-104 spray gun is a universal solution for the application of a wide variety of primers.

Advantages

- Easy to clean and durable anodized body.
- The nozzle, needle and fluid passages are made of stainless steel.
- Perfectly balanced ergonomic body of this spray gun reduces fatigue.
- Reduced misting and a high rate of paint transfer to the surface.



NT-104

Technical characteristics

Part number	Nozzle, mm	Air cap	Air pressure, bar	Air consumption, l/min	Material consumption, ml/min	Spray width, ±20 mm*	Weight, g
NT10-104-MP-G16	1.6	MP	2.0	290	255	260 - 300	476
NT10-104-MP-G18	1.8	MP	2.0	290	290	260 - 300	476

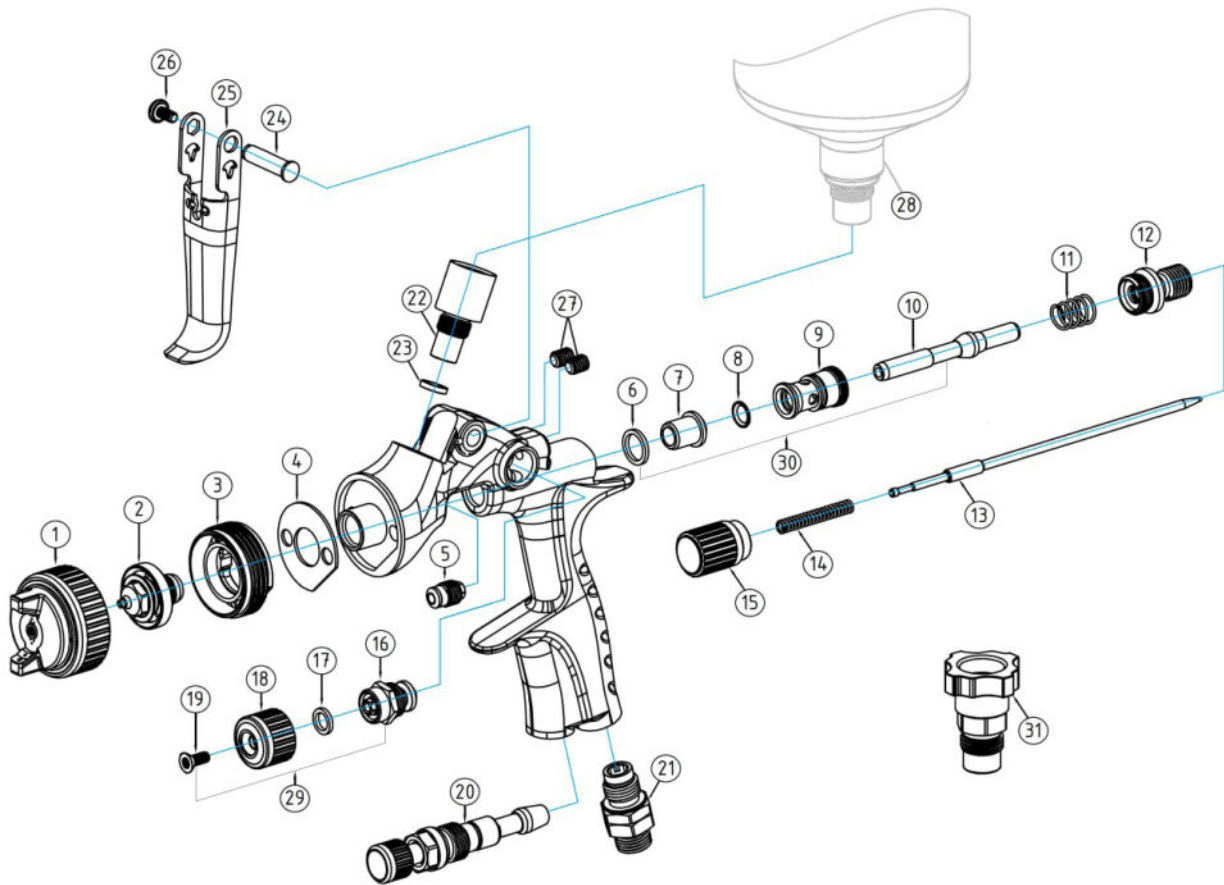
Fluid intake – M16x1.5 (F),

Air intake – G 1/4" (M)

* – spraying distance of 170 – 200 mm from the surface, fluid viscosity - 20±1 seconds

Weight is specified without fluid cup and fluid

11. ONETECH NT-104



Spare parts

No.	Description	Part no.
1	MP Air cap	NT10S-414
2	Fluid nozzle 1.6 (for MP)	NT10S-415
2	Fluid nozzle 1.8 (for MP)	NT10S-416
3	Air distribution ring	NT10S-417
4	Gasket	NT10S-418
5	Needle packing nut	NT10S-419
6	Gasket	-
7	Valve sleeve	-
8	Gasket	-
9	Air valve sleeve	-
10	Valve rode	-
11	Air valve spring	NT10S-425
12	Fluid needle seat	NT10S-426
13	Fluid needle 1.6/1.8 (for MP)	NT10S-427
14	Fluid needle spring	NT10S-428
15	Fluid adjusting knob	NT10S-429

No.	Description	Part no.
16	Fan adjusting set	-
17	Sealing ring	-
18	Fan adjusting knob	-
19	Screw	-
20	Air adjusting set	NT10S-434
21	Air inlet joint (360°)	NT10S-435
22	Fluid inlet joint	NT10S-436
23	Gasket	NT10S-437
24	Trigger pin	NT10S-438
25	Trigger	NT10S-439
26	Screw (M4)	NT10S-440
27	Screw (M3)	NT10S-441
28	Fluid cup 600 ml (not included)	NT05A-0073
29	Pattern adjusting set (16, 17, 18, 19)	NT10S-444
30	Air valve set (6, 7, 8, 9, 10)	NT10S-445
31	EPS adapter	NT05-EPS

11. ONETECH NT-105

Manual pneumatic spray gun

Spray gun for topcoat application

Gravity fed lightweight ONETECH NT-105 spray gun shows perfect spraying quality and is particularly suitable for the application of topcoats, basecoats, clearcoats and metallized paints in the automotive industry and body shops.

It has two types of the air cap - MP and HVLP which enables the application of almost all types of coatings.

Advantages

- Easy to clean and durable anodized body.
- The nozzle, needle and fluid passages are made of stainless steel.
- Perfectly balanced ergonomic body of this spray gun reduces fatigue.
- Reduced misting and a high rate of paint transfer to the surface.



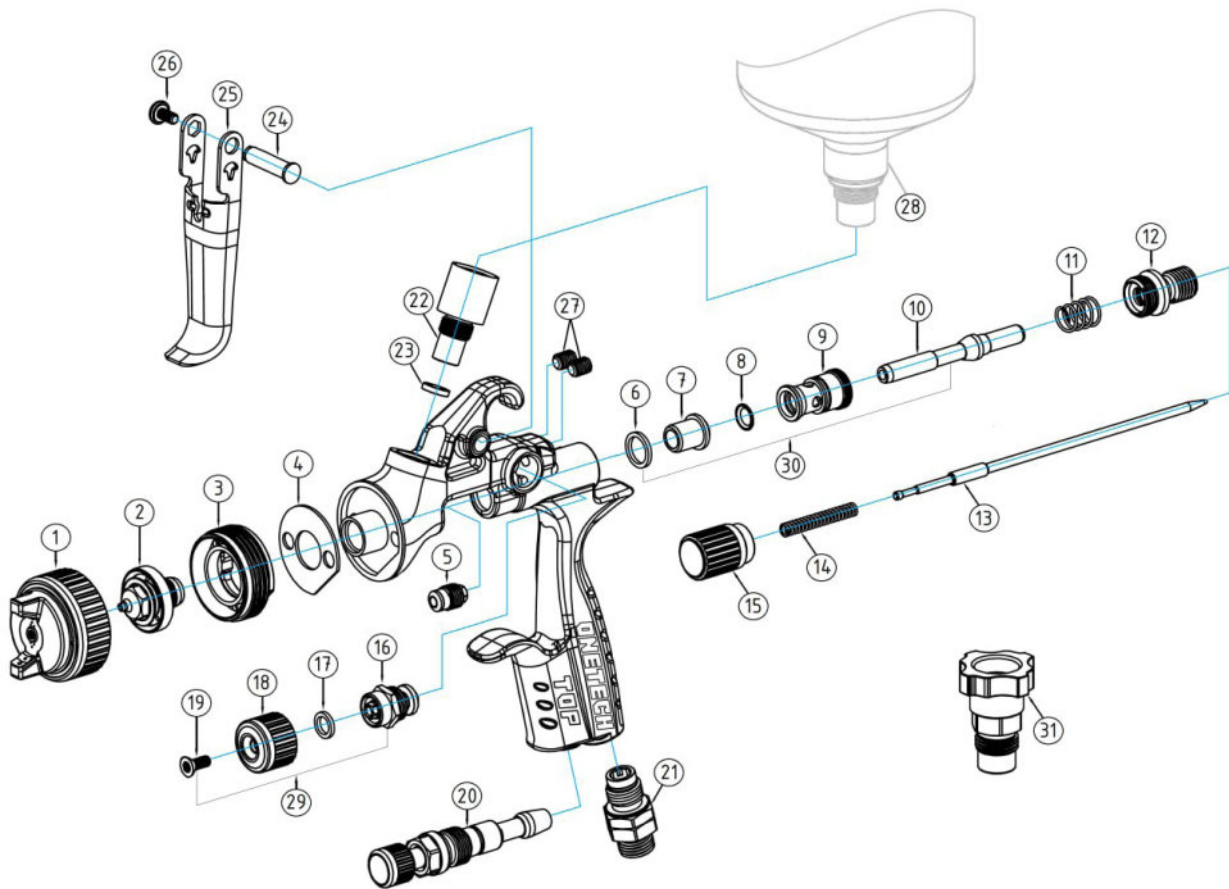
Technical characteristics

Part number	Nozzle, mm	Air cap	Air pressure, bar	Air consumption, l/min	Material consumption, ml/min	Spray width, ±20 mm*	Weight, g
NT10-105-HVLP-G13	1.3	HVLP	1.8	430	190	260 – 290*	464
NT10-105-MP-G13	1.3	MP	2.0	290	215	260 – 300**	464
NT10-105-MP-G14	1.4	MP	2.0	290	225	260 – 300**	464

Fluid intake – M16x1.5 (F),
Air intake – G 1/4" (M)

* – spraying distance of 150 – 180 mm from the surface, fluid viscosity - 20±1 seconds
 ** – spraying distance of 170 – 200 mm from the surface, fluid viscosity - 20±1 seconds
 Weight is specified without fluid cup and fluid

11. ONETECH NT-105



Spare parts

No.	Description	Part no.	No.	Description	Part no.
1	MP Air cap	NT10S-446	15	Fluid adjusting knob	NT10S-459
1	HVLP Air cap	NT10S-447	16	Fan adjusting set	-
2	Fluid nozzle 1.3 (for MP)	NT10S-448	17	Sealing ring	-
2	Fluid nozzle 1.4 (for MP)	NT10S-449	18	Fan adjusting knob	-
2	Fluid nozzle 1.3 (for HVLP)	NT10S-450	19	Screw (M4)	-
3	Air distribution ring	NT10S-451	20	Air adjusting set	NT10S-461
4	Gasket	NT10S-452	21	Air inlet joint (360°)	NT10S-435
5	Needle packing nut	NT10S-453	22	Fluid inlet joint	NT10S-436
6	Gasket	-	23	Gasket	NT10S-437
7	Valve sleeve	-	24	Trigger pin	NT10S-438
8	Gasket	-	25	Trigger	NT10S-439
9	Air valve sleeve	-	26	Screw (M4)	NT10S-440
10	Valve rode	-	27	Screw (M3)	NT10S-441
11	Air valve spring	NT10S-425	28	Fluid cup 600 ml (not included)	NT05A-0073
12	Fluid needle seat	NT10S-456	29	Pattern adjusting set (inc. 16, 17, 18, 19)	NT10S-462
13	Fluid needle 1.3/1.4 (for MP)	NT10S-457	30	Air valve set (inc. 6, 7, 8, 9, 10)	NT10S-463
13	Fluid needle 1.3 (for HVLP)	NT10S-458	31	EPS Adapter	NT05-EPS
14	Fluid needle spring	NT10S-428			

11. ONETECH NT-103

Pressurized manual pneumatic spray gun

Spray gun for high viscosity materials

ONETECH NT-103 is a manual gravity feed spray gun with a pressurized cup. The internal cup pressure is generated by delivering compressed air from the spray gun to the fluid cup. The internal cup pressure can be adjusted with a throttle valve.

This spray gun is a perfect tool for application of such high viscosity materials as structural, zinc-rich, waterborne and other materials.

Advantages

- Strong aluminium anodized body, stainless steel nozzles and needles ensure long service life of a spray gun and facilitate its cleaning and technical maintenance.
- Precise manual adjustment of the internal cup pressure.
- Reduced misting and a high rate of paint transfer to the surface.



NT-103

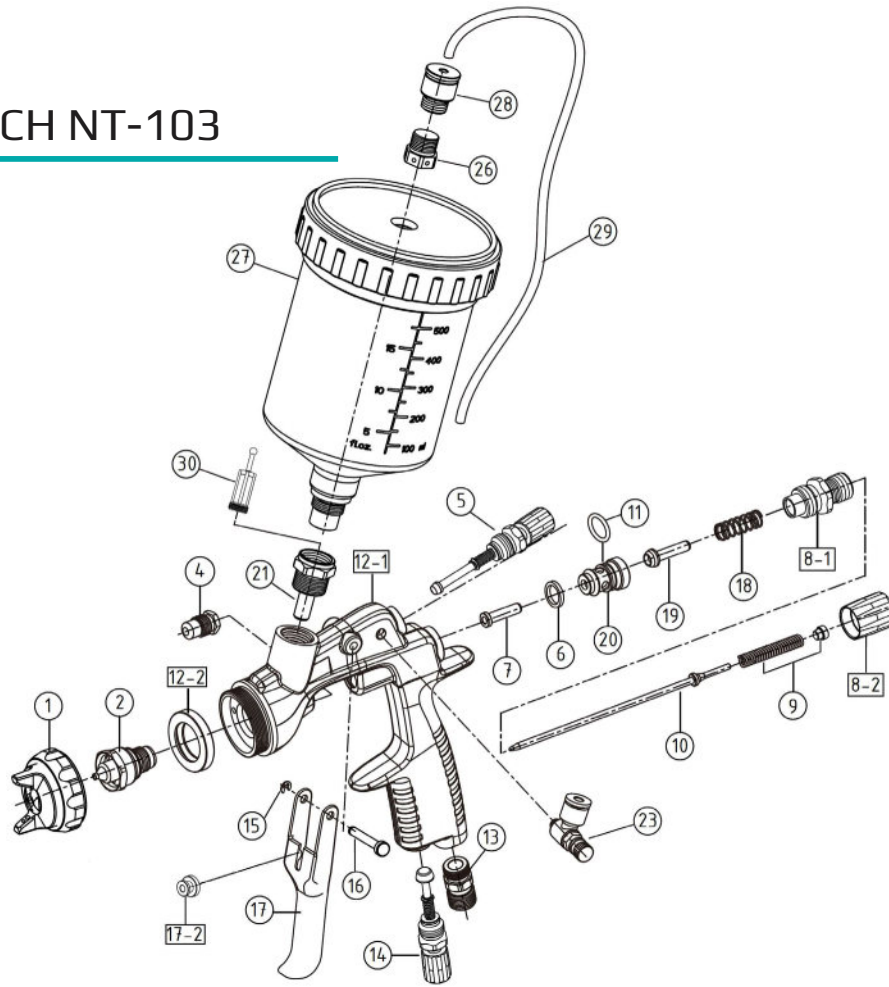
Technical characteristics

Part number	Nozzle, mm	Air cap	Air pressure, bar	Air consumption, l/min	Material consumption, ml/min	Spray width, ±20 mm*	Weight, g
NT10-103-GP12	1.2	LV2	2.0 - 3.0	320	160	230 - 250	517
NT10-103-GP13	1.3	LV2	2.0 - 3.0	320	180	240 - 260	517
NT10-103-GP14	1.4	LV2	2.0 - 3.0	320	215	250 - 275	517
NT10-103-GP15	1.5	LV2	2.0 - 3.0	320	270	260 - 280	517
NT10-103-GP16	1.6	LV2	2.0 - 3.0	320	275	300 - 340	517
NT10-103-GP18	1.8	LV2	2.0 - 3.0	320	330	330 - 355	517
NT10-103-GP20	2.0	LV2	2.0 - 3.0	360	410	320	517
NT10-103-GP25	2.5	W2	2.0 - 3.0	360	510	340	517

Fluid intake – M16x1.5 (F),
Air intake – 1/4" (M)

* – spraying distance of 250 mm from the surface, fluid viscosity - 20±1 seconds
Weight is specified without fluid cup and fluid

11. ONETECH NT-103



Spare parts

No.	Description	Part no.
1	Air cap set (LV2)	NT10S-072
1	Air cap set (W2)	NT10S-073
2	Fluid nozzle (1.2)	NT10S-074
2	Fluid nozzle (1.3)	NT10S-075
2	Fluid nozzle (1.4)	NT10S-076
2	Fluid nozzle (1.5)	NT10S-077
2	Fluid nozzle (1.6)	NT10S-078
2	Fluid nozzle (1.8)	NT10S-079
2	Fluid nozzle (2.0)	NT10S-080
2	Fluid nozzle (2.5)	NT10S-081
4	Fluid needle packing screw set	NT10S-011
5	Pattern adjusting set	NT10S-082
6	Fluid needle guide packing	NT10S-013
7	Fluid needle guide	NT10S-014
8-1	Fluid adjusting knob guide set	NT10S-015
8-2	Fluid adjusting knob	NT10S-016
9	Fluid needle spring set	NT10S-017
10	Fluid needle set (1.2)	NT10S-083
10	Fluid needle set (1.3, 1.4, 1.5, 1.6)	NT10S-084
10	Fluid needle set (1.8, 2.0)	NT10S-088
10	Fluid needle set (2.5)	NT10S-090
11	O-ring	NT10S-027
12-1	Gun body	NT10S-091
12-2	Connector washer	NT10S-092
13	Air connector	NT10S-030

No.	Description	Part no.
14	Air adjusting set	NT10S-031
15	Locking ring	NT10S-032
16	Trigger stud	NT10S-033
17-1	Trigger	NT10S-034
17-2	Trigger guide	NT10S-035
18	Air valve spring	NT10S-036
19	Air valve	NT10S-037
20	Air valve seat set	NT10S-038
21	Fluid connector	NT10S-039
23	Throttle	NT10S-093
26	Silencer	NT10S-094
27	Fluid cup 600 ml	NT05-RC-6MP
28	Quick connector	NT10S-096
29	Air pipe	NT10S-097
30	Filter	NT01G-0001
-	Fluid nozzle (1.2) + Fluid needle	NT10S-099
-	Fluid nozzle (1.3) + Fluid needle	NT10S-100
-	Fluid nozzle (1.4) + Fluid needle	NT10S-101
-	Fluid nozzle (1.5) + Fluid needle	NT10S-102
-	Fluid nozzle (1.6) + Fluid needle	NT10S-103
-	Fluid nozzle (1.8) + Fluid needle	NT10S-104
-	Fluid nozzle (2.0) + Fluid needle	NT10S-105
-	Fluid nozzle (2.5) + Fluid needle	NT10S-106
-	Air valve set (pos. 6, 7, 11, 19, 20)	NT10S-048

11. ONETECH NT-200

Manual pneumatic spray gun

Pneumatic suction feed spray gun

Light and perfectly balanced pneumatic suction feed ONETECH NT-200 spray gun is a solution for application of a wide variety of coatings, such as topcoats, basecoats and primers, and other materials for pneumatic spraying.

Use: automotive industry, furniture industry, repair painting, machine-building industry, and many other industry fields.

Advantages

- Strong aluminium anodized body ensures long service life of a spray gun and facilitates its cleaning and technical maintenance.
- Nozzles and needles are made of stainless steel.
- Reduced misting and a high rate of paint transfer to the surface.



NT-200

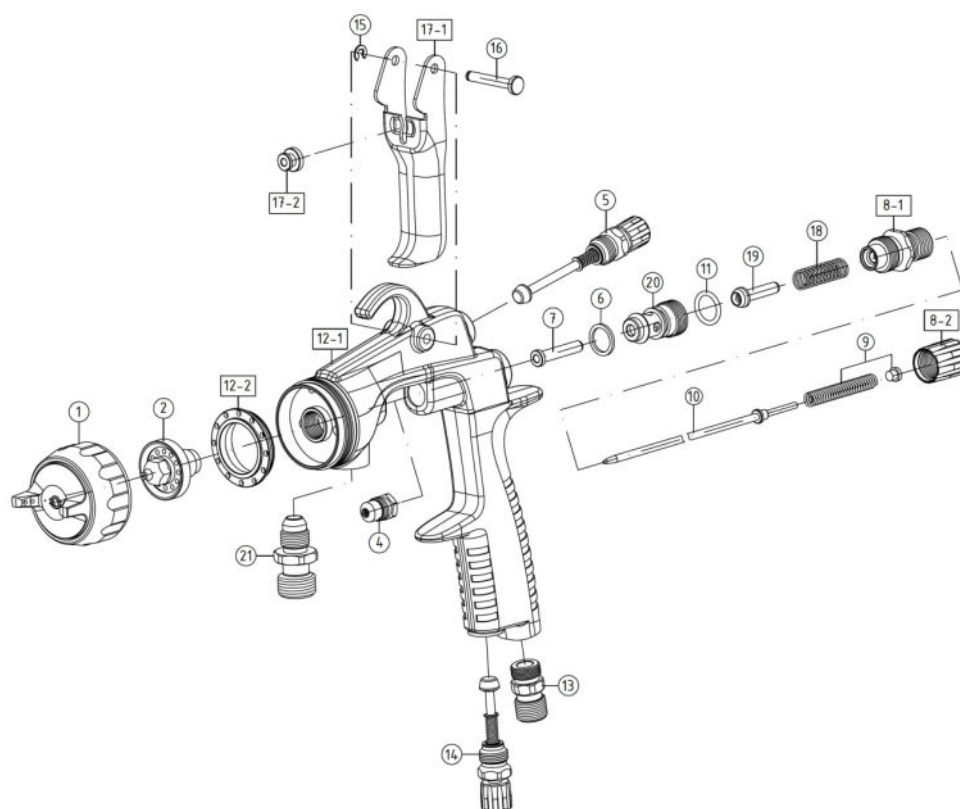
Technical characteristics

Part number	Nozzle, mm	Air cap	Air pressure, bar	Air consumption, l/min	Material consumption, ml/min	Spray width, ±20 mm*	Weight, g
NT10-200-P08	0.8	MP	2.0 – 2.5	360	360	295	522
NT10-200-P11	1.1	MP	2.0 – 2.5	360	380	310	522
NT10-200-P12	1.2	MP	2.0 – 2.5	360	400	320	522
NT10-200-P13	1.3	MP	2.0 – 2.5	360	410	330	522
NT10-200-P14	1.4	MP	2.0 – 2.5	360	418	338	522
NT10-200-P15	1.5	MP	2.0 – 2.5	360	430	350	522
NT10-200-P18	1.8	MP	2.0 – 2.5	360	462	382	522
NT10-200-P20	2.0	MP	2.0 – 2.5	360	480	390	522
NT10-200-P22	2.2	MP	2.0 – 2.5	360	500	405	522

Fluid intake – 3/8" (M),
Air intake – 1/4" (M)

* – spraying distance of 200-250 mm from the surface, fluid viscosity - 20±1 seconds

11. ONETECH NT-200



Spare parts

No.	Description	Part no.	No.	Description	Part no.
1	MP Air cap set	NT10S-107	11	O-ring	NT10S-027
2	Fluid nozzle (0.8)	NT10S-108	12-1	Gun body	NT10S-127
2	Fluid nozzle (1.1)	NT10S-109	12-2	Connector washer	NT10S-128
2	Fluid nozzle (1.2)	NT10S-110	13	Air connector	NT10S-030
2	Fluid nozzle (1.3)	NT10S-111	14	Air adjusting set	NT10S-031
2	Fluid nozzle (1.4)	NT10S-112	15	Locking ring	NT10S-032
2	Fluid nozzle (1.5)	NT10S-113	16	Trigger stud	NT10S-033
2	Fluid nozzle (1.8)	NT10S-114	17-1	Trigger	NT10S-034
2	Fluid nozzle (2.0)	NT10S-115	17-2	Trigger guide	NT10S-035
2	Fluid nozzle (2.2)	NT10S-116	18	Air valve spring	NT10S-036
4	Fluid needle packing screw set	NT10S-011	19	Air valve	NT10S-037
5	Pattern adjusting set	NT10S-117	20	Air valve seat set	NT10S-038
6	Fluid needle guide packing	NT10S-013	21	Fluid connector	NT10S-039
7	Fluid needle guide	NT10S-014	-	Fluid nozzle (0.8) + Fluid needle	NT10S-129
8-1	Fluid adjusting knob guide set	NT10S-015	-	Fluid nozzle (1.1) + Fluid needle	NT10S-130
8-2	Fluid adjusting knob	NT10S-016	-	Fluid nozzle (1.2) + Fluid needle	NT10S-131
9	Fluid needle spring set	NT10S-017	-	Fluid nozzle (1.3) + Fluid needle	NT10S-132
10	Fluid needle set (0.8)	NT10S-118	-	Fluid nozzle (1.4) + Fluid needle	NT10S-133
10	Fluid needle set (1.1)	NT10S-119	-	Fluid nozzle (1.5) + Fluid needle	NT10S-134
10	Fluid needle set (1.2, 1.3)	NT10S-120	-	Fluid nozzle (1.8) + Fluid needle	NT10S-135
10	Fluid needle set (1.4, 1.5)	NT10S-122	-	Fluid nozzle (2.0) + Fluid needle	NT10S-136
10	Fluid needle set (1.8)	NT10S-124	-	Fluid nozzle (2.2) + Fluid needle	NT10S-137
10	Fluid needle set (2.0)	NT10S-125	-	Air valve set (pos. 6, 7, 11, 19, 20)	NT10S-048
10	Fluid needle set (2.2)	NT10S-126			

11. ONETECH NT-400G

Manual pneumatic mini spray gun

Paint gun for spot repair and painting of small products

ONETECH NT-400G is a manual gravity feed mini spray gun for spot repair and painting of small products.

Advantages

- Spray gun body is made of extra strong forged aluminium, its inner surface is fully dense.
- Anodized body, stainless steel nozzles and needles ensure long service life of a spray gun and facilitate its cleaning and technical maintenance.
- Precise control of material feed.
- Cup capacity is 150 ml.



Technical characteristics

Part number	Nozzle, mm	Air cap (HVLP)	Air pressure, bar	Air consumption, l/min	Material consumption, ml/min	Spray width, ±20 mm*	Weight, g
NT10-400G-04	0.4	04G	0.9 - 1.5	50	8	40	257
NT10-400G-06	0.6	06G	0.9 - 1.5	70	40	60	257
NT10-400G-08	0.8	08G	0.9 - 1.5	70	60	80	257
NT10-400G-10	1.0	10G	0.9 - 1.5	70	80	100	257
NT10-400G-12	1.2	12G	0.9 - 1.5	70	100	115	257

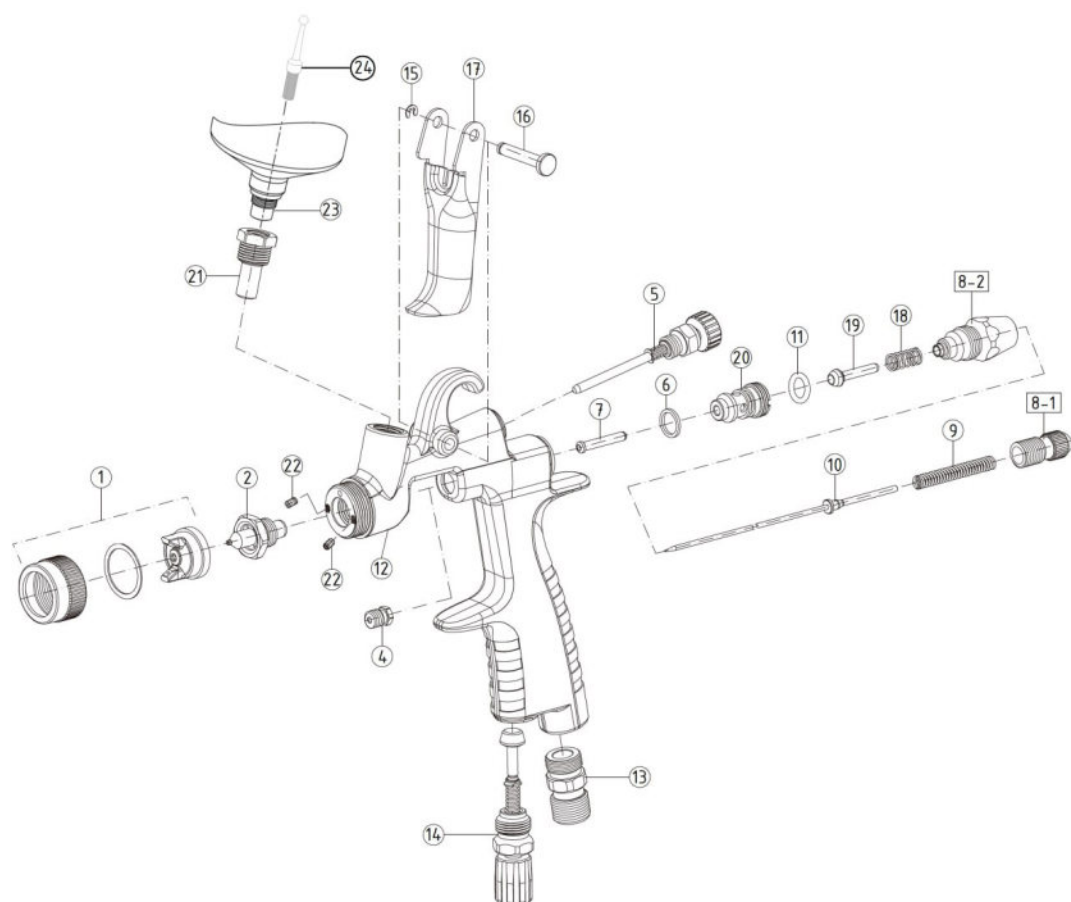
Fluid intake – M8 × 1.0 (F),

Air intake – 1/4" (M)

* – spraying distance of 150 mm from the surface, fluid viscosity - 11-15 seconds

Weight is specified without fluid cup and fluid

11. ONETECH NT-400G



Spare parts

No.	Description	Part no.
1	Air cap 04	NT10S-281
1	Air cap 06	NT10S-264
1	Air cap 08	NT10S-265
1	Air cap 10	NT10S-266
1	Air cap 12	NT10S-267
2	Fluid nozzle (0.4)	NT10S-141
2	Fluid nozzle (0.6)	NT10S-142
2	Fluid nozzle (0.8)	NT10S-143
2	Fluid nozzle (1.0)	NT10S-144
2	Fluid nozzle (1.2)	NT10S-145
4	Fluid needle packing screw set	NT10S-146
5	Pattern adjusting set	NT10S-147
6	Air valve seat packing	NT10S-148
7	Fluid needle guide	NT10S-149
8-1	Fluid adjusting knob	NT10S-150
8-2	Fluid adjusting knob guide set	NT10S-151
9	Fluid needle spring	NT10S-152
10	Fluid needle set (0.4)	NT10S-153
10	Fluid needle set (0.6)	NT10S-154
10	Fluid needle set (0.8)	NT10S-155
10	Fluid needle set (1.0)	NT10S-156

No.	Description	Part no.
10	Fluid needle set (1.2)	NT10S-157
11	O-ring	NT10S-158
12	Gun body	NT10S-159
13	Air connector	NT10S-160
14	Air adjusting set	NT10S-161
15	Locking ring	NT10S-162
16	Trigger stud	NT10S-163
17	Trigger	NT10S-164
18	Air valve spring	NT10S-165
19	Air valve	NT10S-166
20	Air valve seat set	NT10S-167
21	Fluid connector	NT10S-168
22	Stainless screw	NT10S-169
23	150 ml fluid cup, M8×1.0 (M)	NT05-RC-51M
24	Filter	NT10S-185
-	Fluid nozzle (0.4) + Fluid needle	NT10S-170
-	Fluid nozzle (0.6) + Fluid needle	NT10S-171
-	Fluid nozzle (0.8) + Fluid needle	NT10S-172
-	Fluid nozzle (1.0) + Fluid needle	NT10S-173
-	Fluid nozzle (1.2) + Fluid needle	NT10S-174
-	Air valve set (pos. 6, 7, 11, 19, 20)	NT10S-175

11. ONETECH NT-400F

Manual pneumatic mini spray gun

Spray gun for spot repair and painting of small products

ONETECH NT-400F is a manual gravity feed mini spray gun with a side cup for spot repair and painting of small products.

Advantages

- Spray gun body is made of extra strong forged aluminium, its inner surface is fully dense.
- Anodized body, stainless steel nozzles and needles ensure long service life of a spray gun and facilitate its cleaning and technical maintenance.
- Precise control of material feed.
- Cup capacity is 150 ml.



NT-400F

Technical characteristics

Part number	Nozzle, mm	Air cap (HVLV)	Air pressure, bar	Air consumption, l/min	Material consumption, ml/min	Spray width, ±20 mm*	Weight, g
NT10-400F-04	0.4	04F	0.9 - 1.5	50	8	40	254
NT10-400F-06	0.6	06F	0.9 - 1.5	50	25	60	254
NT10-400F-08	0.8	08F	0.9 - 1.5	50	60	80	254
NT10-400F-10	1.0	10F	0.9 - 1.5	50	80	100	254
NT10-400F-12	1.2	12F	0.9 - 1.5	50	100	115	254

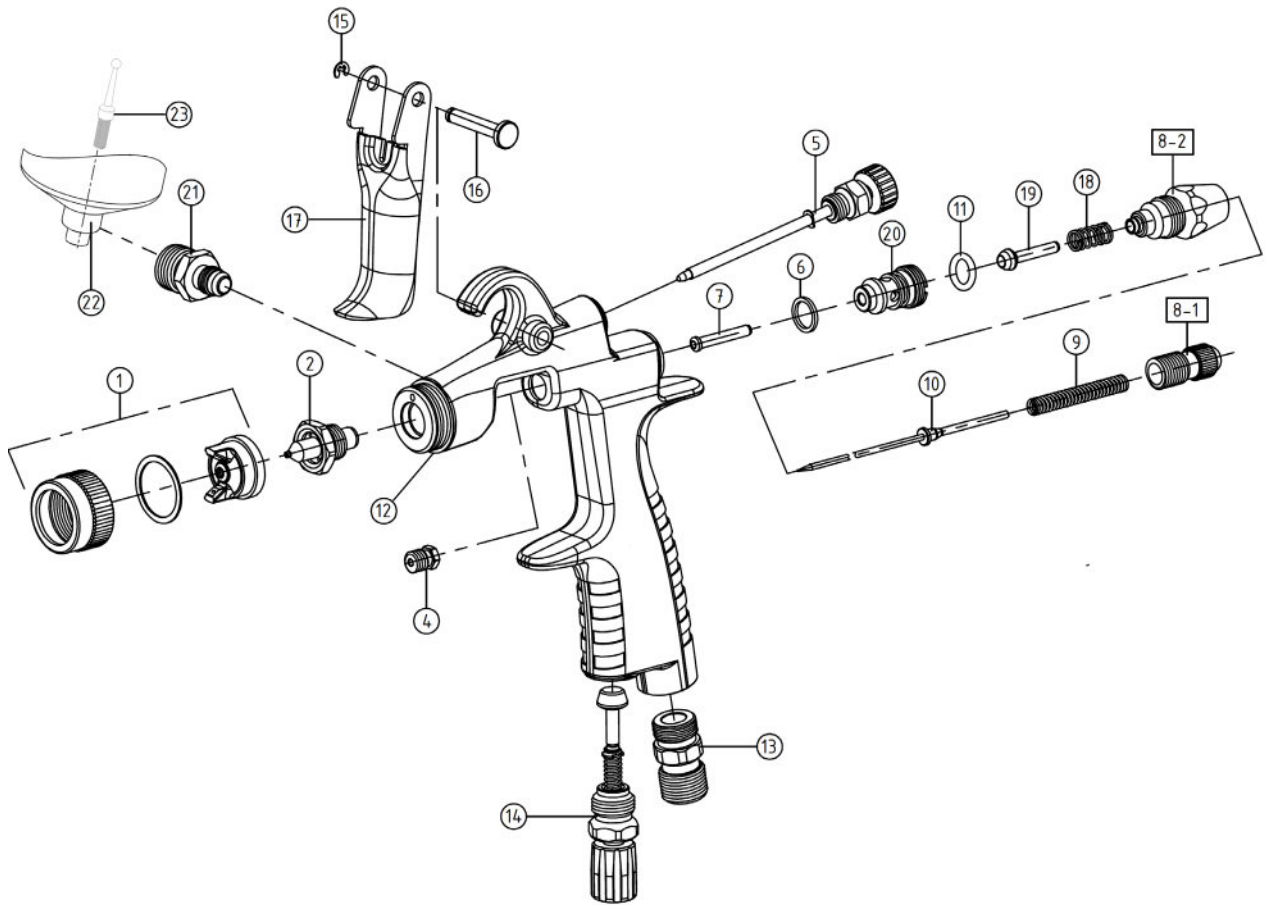
Fluid intake – 1/4" (M),

Air intake – 1/4" (M)

* – spraying distance of 150 mm from the surface, fluid viscosity - 11-15 seconds

Weight is specified without fluid cup and fluid

11. ONETECH NT-400F



Spare parts

No.	Description	Part no.
1	Air cap 04	NT10S-282
1	Air cap 06	NT10S-268
1	Air cap 08	NT10S-269
1	Air cap 10	NT10S-270
1	Air cap 12	NT10S-271
2	Fluid nozzle (0.4)	NT10S-141
2	Fluid nozzle (0.6)	NT10S-142
2	Fluid nozzle (0.8)	NT10S-143
2	Fluid nozzle (1.0)	NT10S-144
2	Fluid nozzle (1.2)	NT10S-145
4	Fluid needle packing screw set	NT10S-146
5	Pattern adjusting set	NT10S-177
6	Air valve seat packing	NT10S-148
7	Fluid needle guide	NT10S-149
8-1	Fluid adjusting knob	NT10S-150
8-2	Fluid adjusting knob guide set	NT10S-151
9	Fluid needle spring	NT10S-152
10	Fluid needle set (0.4)	NT10S-178
10	Fluid needle set (0.6)	NT10S-179
10	Fluid needle set (0.8)	NT10S-180
10	Fluid needle set (1.0)	NT10S-181

No.	Description	Part no.
10	Fluid needle set (1.2)	NT10S-182
11	O-ring	NT10S-158
12	Gun body	NT10S-183
13	Air connector	NT10S-160
14	Air adjusting set	NT10S-161
15	Locking ring	NT10S-162
16	Trigger stud	NT10S-163
17	Trigger	NT10S-164
18	Air valve spring	NT10S-165
19	Air valve	NT10S-166
20	Air valve seat set	NT10S-167
21	Fluid connector	NT10S-184
22	150 ml fluid cup, 1/4"	NT05-RC-51SR
23	Filter	NT10S-185
-	Fluid nozzle (0.4) + Fluid needle	NT10S-186
-	Fluid nozzle (0.6) + Fluid needle	NT10S-187
-	Fluid nozzle (0.8) + Fluid needle	NT10S-188
-	Fluid nozzle (1.0) + Fluid needle	NT10S-189
-	Fluid nozzle (1.2) + Fluid needle	NT10S-190
-	Air valve set (pos. 6, 7, 11, 19, 20)	NT10S-175

11. ONETECH NT-400R

Manual pneumatic mini spray gun

Spray gun for spot repair and painting (round spray pattern)

ONETECH NT-400R is a manual gravity feed mini spray gun with a side cap for spot repair and painting of small products.

NT-400R is a perfect solution for furniture enterprises while working with special effects, applying patina and other decorative materials.

Advantages

- Spray gun body is made of extra strong forged aluminium, its inner surface is fully dense.
- Anodized body, stainless steel nozzles and needles ensure long service life of a spray gun and facilitate its cleaning and technical maintenance.
- Precise control of material feed.
- Cup capacity is 150 ml.



NT-400R

Technical characteristics

Part number	Nozzle, mm	Air cap (HVLP)	Air pressure, bar	Air consumption, l/min	Material consumption, ml/min	Spray width, ±20 mm*	Weight, g
NT10-400R-04	0.4	04R	2.0 – 2.5	30	15	25	270
NT10-400R-06	0.6	06R	2.0 – 2.5	30	35	35	270
NT10-400R-08	0.8	08R	2.0 – 2.5	50	60	38	270
NT10-400R-10	1.0	10R	2.0 – 2.5	50	65	40	270

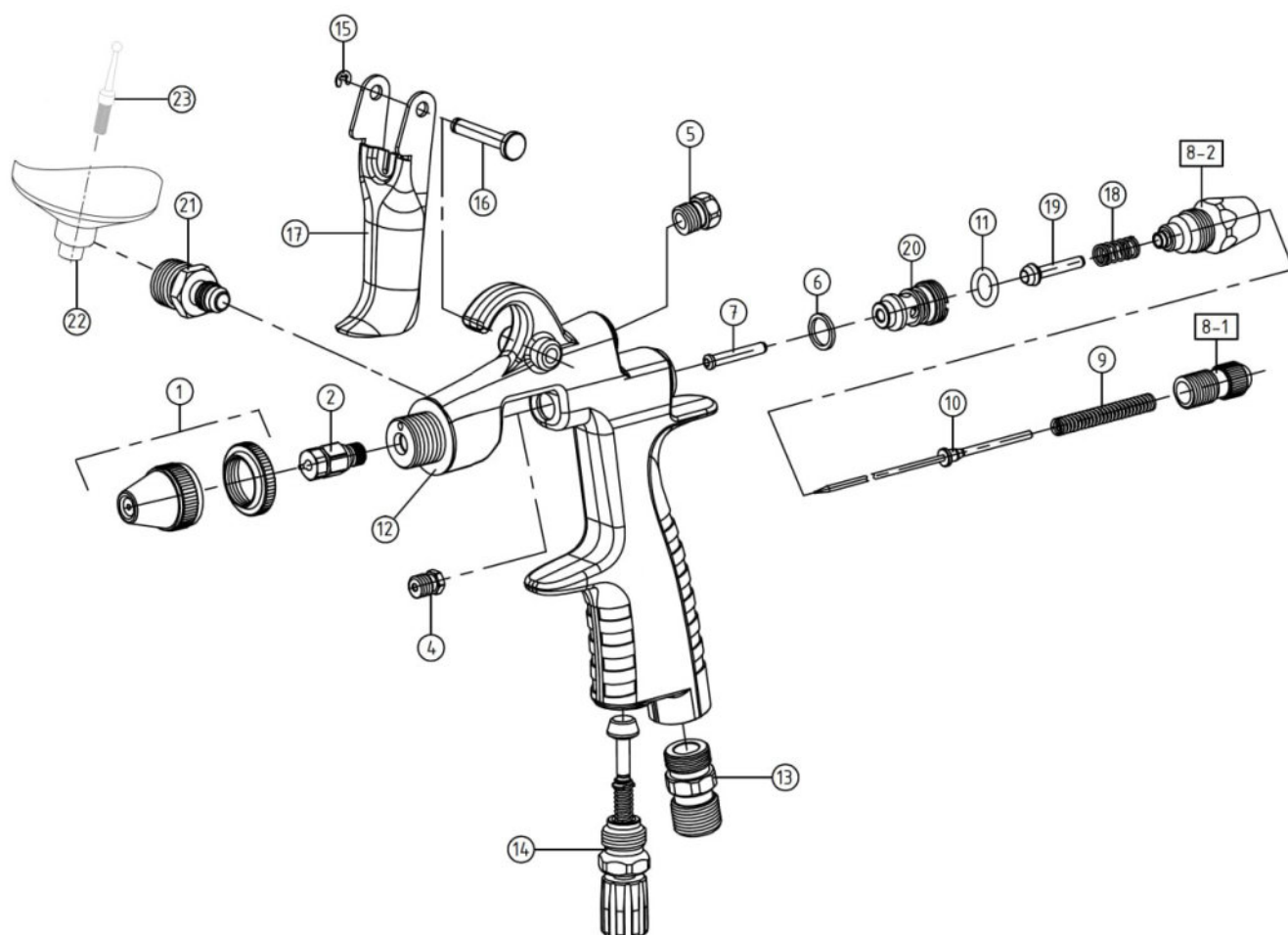
Fluid intake – 1/4" (M),

Air intake – 1/4" (M)

* – spraying distance of 150 mm from the surface, fluid viscosity - 11-15 seconds

Weight is specified without fluid cup and fluid

11. ONETECH NT-400R



Spare parts

No.	Description	Part no.
1	Air cap 04	NT10S-283
1	Air cap 06	NT10S-272
1	Air cap 08	NT10S-273
1	Air cap 10	NT10S-274
2	Fluid nozzle (0.4)	NT10S-193
2	Fluid nozzle (0.6)	NT10S-194
2	Fluid nozzle (0.8)	NT10S-195
2	Fluid nozzle (1.0)	NT10S-196
4	Fluid needle packing screw set	NT10S-197
5	Pattern adjusting set	NT10S-198
6	Air valve seat packing	NT10S-148
7	Fluid needle guide	NT10S-149
8-1	Fluid adjusting knob	NT10S-150
8-2	Fluid adjusting knob guide set	NT10S-151
9	Fluid needle spring	NT10S-152
10	Fluid needle set (0.4)	NT10S-199
10	Fluid needle set (0.6)	NT10S-200
10	Fluid needle set (0.8)	NT10S-201
10	Fluid needle set (1.0)	NT10S-202

No.	Description	Part no.
11	O-ring	NT10S-158
12	Gun body	NT10S-203
13	Air connector	NT10S-160
14	Air adjusting set	NT10S-161
15	Locking ring	NT10S-162
16	Trigger stud	NT10S-163
17	Trigger	NT10S-164
18	Air valve spring	NT10S-165
19	Air valve	NT10S-166
20	Air valve seat set	NT10S-167
21	Fluid connector	NT10S-184
22	150 ml fluid cup, 1/4"	NT05-RC-51SR
23	Filter	NT10S-185
-	Fluid nozzle (0.4) + Fluid needle	NT10S-204
-	Fluid nozzle (0.6) + Fluid needle	NT10S-205
-	Fluid nozzle (0.8) + Fluid needle	NT10S-206
-	Fluid nozzle (1.0) + Fluid needle	NT10S-207
-	Air valve set (pos. 6, 7, 11, 19, 20)	NT10S-175

11. ONETECH NT-R-77-S Manual pneumatic spray gun

Spray gun for multicolor decorative materials

Suction feed ONETECH NT-R-77 spray gun is designed for applying multicolour decorative materials.

It's suitable for producing panels for internal and external finishing of building facades and for onsite wall painting.

Advantages

- It doesn't harm the integrity of the components in multicolored paints.
- Provides a natural stone effect.
- Strong aluminium body ensures long service life of a spray gun and facilitates its cleaning and technical maintenance.



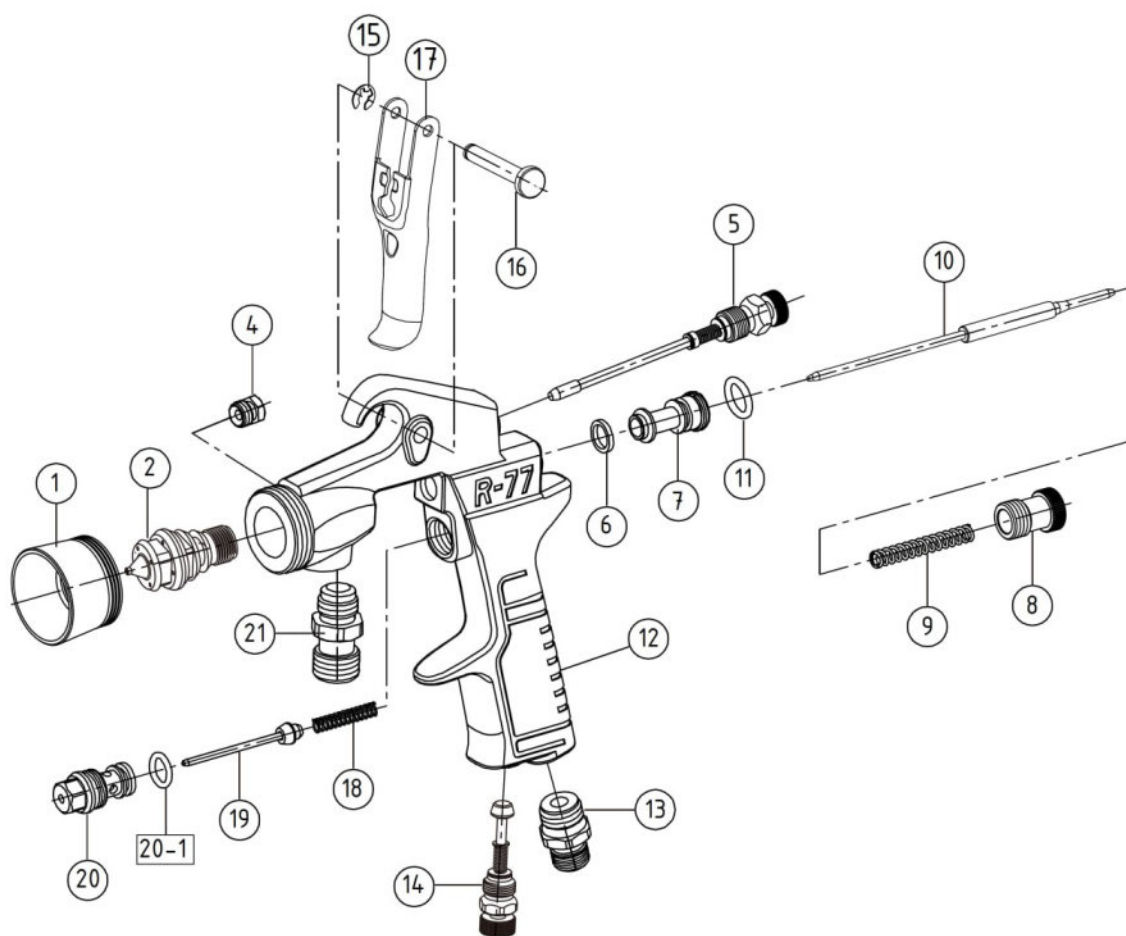
NT-R-77-S

Technical characteristics

Part number	Nozzle, mm	Air pressure, bar	Air consumption, l/min	Material consumption, ml/min	Weight, g
NT10-R-77S-12	1.2	1.0 – 3.5	560	380	540
NT10-R-77S-15	1.5	1.0 – 3.5	560	400	540
NT10-R-77S-20	2.0	1.0 – 3.5	560	440	540
NT10-R-77S-25	2.5	1.0 – 3.5	560	480	540
NT10-R-77S-30	3.0	1.0 – 3.5	560	520	540

Fluid intake – 3/8" (M),
Air intake – 1/4" (M)

11. ONETECH NT-R-77-S



Spare parts

No.	Description	Part no.
1	Air cap set 1.2	NT10S-248
1	Air cap set 1.5	NT10S-277
1	Air cap set 2.0	NT10S-278
1	Air cap set 2.5	NT10S-279
1	Air cap set 3.0	NT10S-280
2	Fluid nozzle (1.2)	NT10S-249
2	Fluid nozzle (1.5)	NT10S-250
2	Fluid nozzle (2.0)	NT10S-251
2	Fluid nozzle (2.5)	NT10S-252
2	Fluid nozzle (3.0)	NT10S-253
4	Fluid needle packing screw set	NT10S-223
5	Pattern adjusting set	NT10S-224
6	Air valve seat packing	NT10S-225
7	Fluid needle guide	NT10S-226
8	Fluid adjusting knob guide set	NT10S-227
9	Fluid needle spring	NT10S-228
10	Fluid needle set (1.2)	NT10S-254
10	Fluid needle set (1.5)	NT10S-255
10	Fluid needle set (2.0)	NT10S-256
10	Fluid needle set (2.5)	NT10S-257

No.	Description	Part no.
10	Fluid needle set (3.0)	NT10S-258
11	O-ring	NT10S-232
12	Gun body	NT10S-233
13	Air connector	NT10S-234
14	Air adjusting set	NT10S-235
15	Locking ring	NT10S-236
16	Trigger stud	NT10S-237
17	Trigger	NT10S-238
18	Air valve spring	NT10S-239
19	Air valve	NT10S-240
20	Air valve seat set	NT10S-241
20-1	O-ring	NT10S-242
21	Fluid connector	NT10S-243
-	Fluid nozzle (1.2) + Fluid needle	NT10S-259
-	Fluid nozzle (1.5) + Fluid needle	NT10S-260
-	Fluid nozzle (2.0) + Fluid needle	NT10S-261
-	Fluid nozzle (2.5) + Fluid needle	NT10S-262
-	Fluid nozzle (3.0) + Fluid needle	NT10S-263
-	Air valve set (pos. 6, 7, 11, 19, 20, 20-1)	NT10S-247

11. ONETECH NT-R-77-Z (CERAMIC)

Manual pneumatic spray gun

Spray gun for applying waterborne abrasive materials, glaze on the ceramic sanitary ware

Suction feed ONETECH NT-R-77 spray gun with a traditional spraying system is designed for applying waterborne abrasive materials, glaze on the ceramic sanitary ware.

Advantages

- Strong aluminium body ensures long service life of a spray gun and facilitates its cleaning and technical maintenance.
- Nozzles and needles are made of stainless steel, and a special nitride coating provides additional wear resistance and hardness.



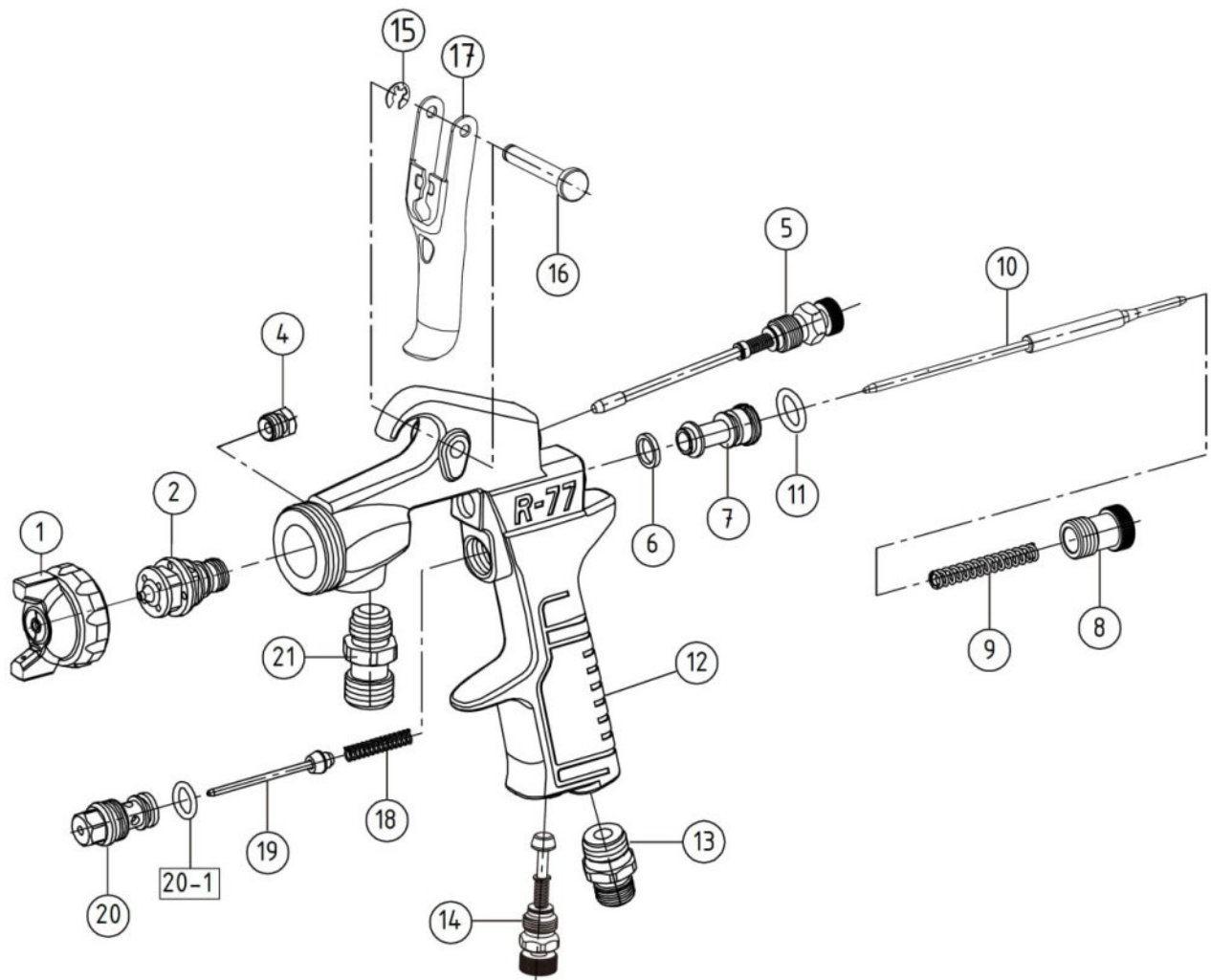
Technical characteristics

Part number	Nozzle, mm	Air pressure, bar	Air consumption, l/min	Material consumption, ml/min	Spray width, ±20 mm*	Weight, g
NT10-R-77Z-20	2.0	3.5	293	370	280	590
NT10-R-77Z-25	2.5	3.5	300	660	380	590
NT10-R-77Z-30	3.0	3.5	329	699	440	590

Fluid intake – 3/8" (M),
Air intake – 1/4" (M)

* – spraying distance of 250 mm from the surface, fluid viscosity - 20±1 seconds

11. ONETECH NT-R-77-Z (CERAMIC)



Spare parts

No.	Description	Part no.	No.	Description	Part no.
1	Air cap set 2.0	NT10S-219	12	Gun body	NT10S-233
1	Air cap set 2.5	NT10S-275	13	Air connector	NT10S-234
1	Air cap set 3.0	NT10S-276	14	Air adjusting set	NT10S-235
2	Fluid nozzle (2.0)	NT10S-220	15	Locking ring	NT10S-236
2	Fluid nozzle (2.5)	NT10S-221	16	Trigger stud	NT10S-237
2	Fluid nozzle (3.0)	NT10S-222	17	Trigger	NT10S-238
4	Fluid needle packing screw set	NT10S-223	18	Air valve spring	NT10S-239
5	Pattern adjusting set	NT10S-224	19	Air valve	NT10S-240
6	Air valve seat packing	NT10S-225	20	Air valve seat set	NT10S-241
7	Fluid needle guide	NT10S-226	20-1	O-ring	NT10S-242
8	Fluid adjusting knob guide set	NT10S-227	21	Fluid connector	NT10S-243
9	Fluid needle spring	NT10S-228	-	Fluid nozzle (2.0) + Fluid needle	NT10S-244
10	Fluid needle set (2.0)	NT10S-229	-	Fluid nozzle (2.5) + Fluid needle	NT10S-245
10	Fluid needle set (2.5)	NT10S-230	-	Fluid nozzle (3.0) + Fluid needle	NT10S-246
10	Fluid needle set (3.0)	NT10S-231	-	Air valve set (pos. 6, 7, 11, 19, 20, 20-1)	NT10S-247
11	O-ring	NT10S-232			

11. ONETECH NT-100

Manual pneumatic spray gun

Light and perfectly balanced pneumatic gravity feed ONETECH NT-100 spray gun is a universal solution for application of a wide variety of coatings, such as topcoats, basecoats and primers, and other materials for pneumatic spraying.

Use: automotive industry, furniture industry, repair painting, machine-building industry, and many other industry fields.

Advantages

- Easy to clean and durable anodized body.
- Nozzle, needles and fluid passages are made of stainless steel.
- Wide variety of nozzles.
- Perfectly balanced ergonomic body of a spray gun reduces fatigue.
- Reduced misting and a high rate of paint transfer to the surface.



NT-100

Application

Air cap	Nozzle size, mm
LV2	1.2 / 1.3 / 1.4 / 1.5 / 1.6 / 1.8 / 2.0 Basecoats and topcoats, primers, enamels.
W2	2.5 Paints, primers or putties

Technical characteristics

Part number	Nozzle, mm	Air cap	Air pressure, bar	Air consumption, l/min	Material consumption, ml/min	Spray width, ±20 mm*	Weight, g
NT10-100-G12	1.2	LV2	2.0 - 3.0	320	160	230 - 250	464
NT10-100-G13	1.3	LV2	2.0 - 3.0	320	180	240 - 260	464
NT10-100-G14	1.4	LV2	2.0 - 3.0	320	215	250 - 275	464
NT10-100-G15	1.5	LV2	2.0 - 3.0	320	270	260 - 280	464
NT10-100-G16	1.6	LV2	2.0 - 3.0	320	275	300 - 340	464
NT10-100-G18	1.8	LV2	2.0 - 3.0	320	330	330 - 335	464
NT10-100-G20	2.0	LV2	2.0 - 3.0	360	410	320	464
NT10-100-G25	2.5	W2	2.0 - 3.0	360	510	340	464

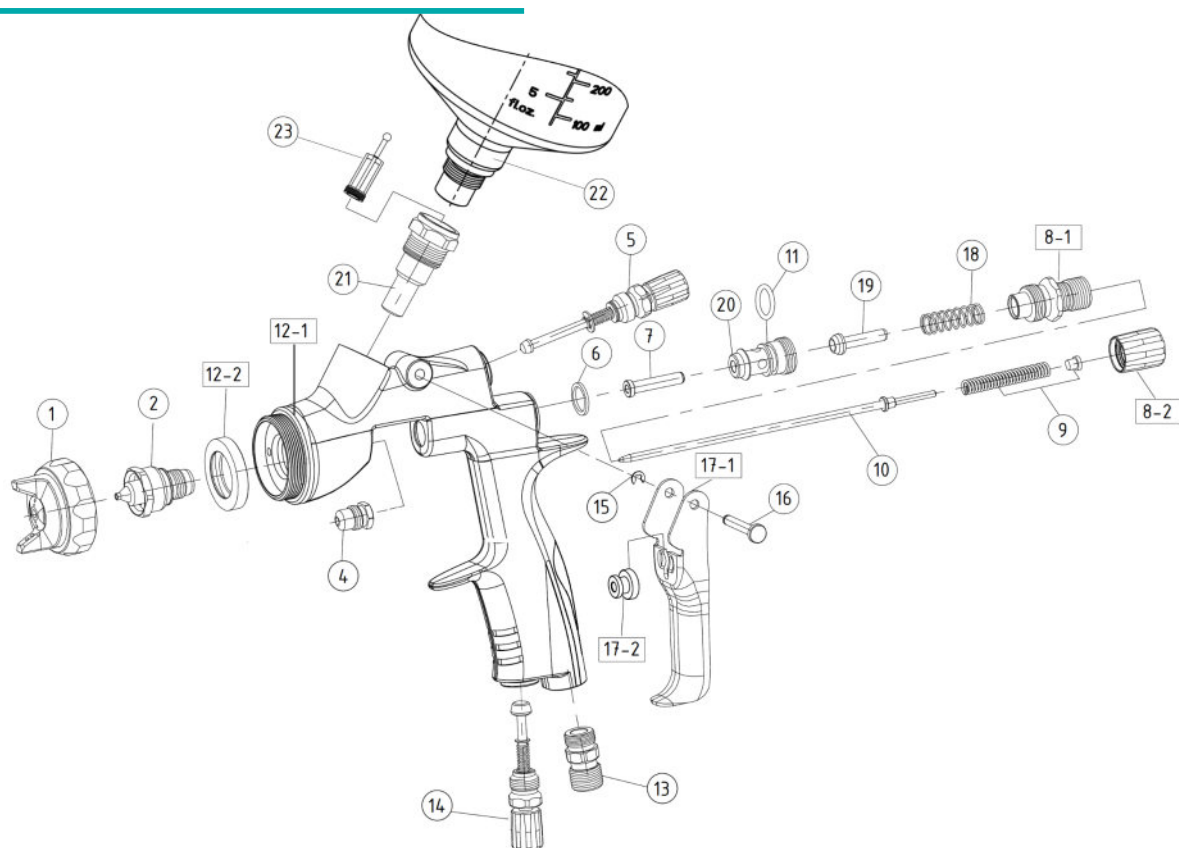
Fluid intake – M16x1.5 (F),

Air intake – 1/4" (M)

* – spraying distance of 250 mm from the surface, fluid viscosity - 20±1 seconds

Weight is specified without fluid cup and fluid

11. ONETECH NT-100



Spare parts

No.	Description	Part no.
1	Air cap set (LV2)	NT10S-001
1	Air cap set (W2)	NT10S-002
2	Fluid nozzle (1.2)	NT10S-003
2	Fluid nozzle (1.3)	NT10S-004
2	Fluid nozzle (1.4)	NT10S-005
2	Fluid nozzle (1.5)	NT10S-006
2	Fluid nozzle (1.6)	NT10S-007
2	Fluid nozzle (1.8)	NT10S-008
2	Fluid nozzle (2.0)	NT10S-009
2	Fluid nozzle (2.5)	NT10S-010
4	Fluid needle packing screw set	NT10S-011
5	Pattern adjusting set	NT10S-012
6	Fluid needle guide packing	NT10S-013
7	Fluid needle guide	NT10S-014
8-1	Fluid adjusting knob guide set	NT10S-015
8-2	Fluid adjusting knob	NT10S-016
9	Fluid needle spring set	NT10S-017
10	Fluid needle set (1.2)	NT10S-018
10	Fluid needle set (1.3, 1.4, 1.5, 1.6)	NT10S-019
10	Fluid needle set (1.8, 2.0)	NT10S-023
10	Fluid needle set (2.5)	NT10S-025
11	O-ring	NT10S-027
12-1	Gun body	NT10S-028

No.	Description	Part no.
12-2	Connector washer	NT10S-029
13	Air connector	NT10S-030
14	Air adjusting set	NT10S-031
15	Locking ring	NT10S-032
16	Trigger stud	NT10S-033
17-1	Trigger	NT10S-034
17-2	Trigger guide	NT10S-035
18	Air valve spring	NT10S-036
19	Air valve	NT10S-037
20	Air valve seat set	NT10S-038
21	Fluid connector	NT10S-039
22	600 ml fluid cup	NT05A-0073
23	Filter	NT01G-0001
-	Fluid nozzle (1.2) + Fluid needle	NT10S-040
-	Fluid nozzle (1.3) + Fluid needle	NT10S-041
-	Fluid nozzle (1.4) + Fluid needle	NT10S-042
-	Fluid nozzle (1.5) + Fluid needle	NT10S-043
-	Fluid nozzle (1.6) + Fluid needle	NT10S-044
-	Fluid nozzle (1.8) + Fluid needle	NT10S-045
-	Fluid nozzle (2.0) + Fluid needle	NT10S-046
-	Fluid nozzle (2.5) + Fluid needle	NT10S-047
-	Air valve set (pos. 6, 7, 11, 19, 20)	NT10S-048

11. ONETECH NT-101

Manual pneumatic spray gun

Gravity feed ONETECH NT-101 spray gun offers excellent spraying quality and is especially suitable for applying transparent and colorless coatings, enamels, primers, and metallic paints in the automotive industry and body shops.

It comes with a wide range of nozzle sizes and two air caps which enables the application of almost all types of paints, including waterborne paints.

Advantages

- Strong aluminium anodized body ensures long service life of a spray gun and facilitates its cleaning and technical maintenance.
- Nozzles and needles are made of stainless steel.
- Reduced misting and a high rate of paint transfer to the surface.



NT-101

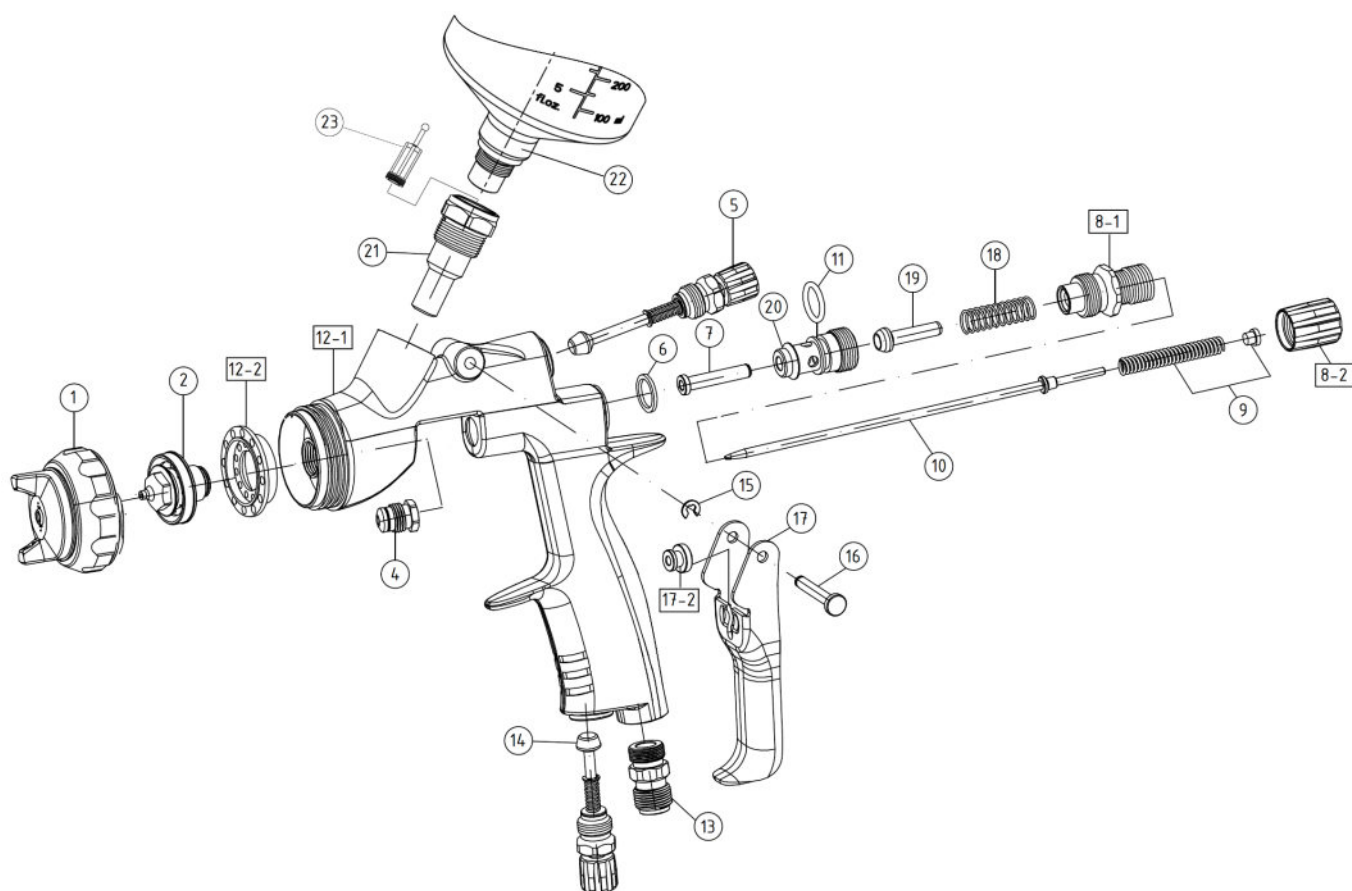
Technical characteristics

Part number	Nozzle, mm	Air cap	Air pressure, bar	Air consumption, l/min	Material consumption, ml/min	Spray width, ±20 mm*	Weight, g
NT10-101-MP-G11	1.1	MP	2.0 – 2.5	340	320	260	519
NT10-101-MP-G12	1.2	MP	2.0 – 2.5	340	330	260	519
NT10-101-MP-G13	1.3	MP	2.0 – 2.5	340	340	260	519
NT10-101-MP-G14	1.4	MP	2.0 – 2.5	340	350	260	519
NT10-101-MP-G15	1.5	MP	2.0 – 2.5	340	360	260	519
NT10-101-MP-G17	1.7	MP	2.0 – 2.5	340	370	260	519
NT10-101-HVLP-G11	1.1	HVLP	2.0	430	230	200	519
NT10-101-HVLP-G12	1.2	HVLP	2.0	430	240	200	519
NT10-101-HVLP-G13	1.3	HVLP	2.0	430	250	270	519
NT10-101-HVLP-G14	1.4	HVLP	2.0	430	260	270	519
NT10-101-HVLP-G15	1.5	HVLP	2.0	430	280	270	519
NT10-101-HVLP-G17	1.7	HVLP	2.0	430	300	270	519

Fluid intake – M16x1.5 (F),
Air intake – 1/4" (M)

* – spraying distance of 250 mm from the surface, fluid viscosity - 20±1 seconds
Weight is specified without fluid cup and fluid

11. ONETECH NT-101



Spare parts

No.	Description	Part no.
1	MP Air cap set	NT10S-049
1	HVLP Air cap set	NT10S-050
2	Fluid nozzle (1.1)	NT10S-051
2	Fluid nozzle (1.2)	NT10S-052
2	Fluid nozzle (1.3)	NT10S-053
2	Fluid nozzle (1.4)	NT10S-054
2	Fluid nozzle (1.5)	NT10S-055
2	Fluid nozzle (1.7)	NT10S-056
4	Fluid needle packing screw set	NT10S-011
5	Pattern adjusting set	NT10S-057
6	Fluid needle guide packing	NT10S-013
7	Fluid needle guide	NT10S-014
8-1	Fluid adjusting knob guide set	NT10S-015
8-2	Fluid adjusting knob	NT10S-016
9	Fluid needle spring set	NT10S-017
10	Fluid needle set (1.1, 1.2)	NT10S-058
10	Fluid needle set (1.3, 1.4, 1.5)	NT10S-060
10	Fluid needle set (1.7)	NT10S-063
11	O-ring	NT10S-027
12-1	Gun body	NT10S-064

No.	Description	Part no.
12-2	Connector washer	NT10S-065
13	Air connector	NT10S-030
14	Air adjusting set	NT10S-031
15	Locking ring	NT10S-032
16	Trigger stud	NT10S-033
17-1	Trigger	NT10S-034
17-2	Trigger guide	NT10S-035
18	Air valve spring	NT10S-036
19	Air valve	NT10S-037
20	Air valve seat set	NT10S-038
21	Fluid connector	NT10S-039
22	600 ml fluid cap, M16×1.5 (M)	NT05A-0073
23	Filter	NT01G-0001
-	Fluid nozzle (1.1) + Fluid needle	NT10S-066
-	Fluid nozzle (1.2) + Fluid needle	NT10S-067
-	Fluid nozzle (1.3) + Fluid needle	NT10S-068
-	Fluid nozzle (1.4) + Fluid needle	NT10S-069
-	Fluid nozzle (1.5) + Fluid needle	NT10S-070
-	Fluid nozzle (1.7) + Fluid needle	NT10S-071
-	Air valve set (pos. 6, 7, 11, 19, 20)	NT10S-048

12



Pressure tanks / Agitators

12. Pressure tanks

Tank with a pneumatic agitator



Part number	NT10-RT-10AIS	NT10-RT-20AIS	NT10-RT-40AIS	NT10-RT-60AIS
Volume, l	10	20	40	60
Body	steel	steel	steel	steel
Cover	stainless steel	stainless steel	stainless steel	stainless steel
Agitator	pneumatic	pneumatic	pneumatic	pneumatic
Weight, kg	17.7	22.9	30	35.4
Dimensions, mm	248 × 185	292 × 365	350 × 395	350 × 548
Number of outlets	1	2	2	2
Working pressure, bar	3	3	1.9	1.9
Outlet thread	1/4" (M)	1/4" (M)	1/4" (M)	1/4" (M)
Air intake	1/4" (M)	1/4" (M)	1/4" (M)	1/4" (M)

Tank with a manual agitator



Part number	NT10-RT-10MIS	NT10-RT-20MIS	NT10-RT-40MIS	NT10-RT-60MIS
Volume, l	10	20	40	60
Body	steel	steel	steel	steel
Agitator	manual	manual	manual	manual
Weight, kg	16	21.2	28.3	33.8
Dimensions, mm	248 × 185	292 × 365	350 × 395	350 × 548
Number of outlets	1	2	2	2
Working pressure, bar	3	3	1.9	1.9
Outlet thread	1/4" (M)	1/4" (M)	1/4" (M)	1/4" (M)
Air intake	1/4" (M)	1/4" (M)	1/4" (M)	1/4" (M)

12. Pressure tanks

Small tank



Part number	NT10-RC-2E	NT10-RT-2E
Volume, l	2	2
Body	aluminium	aluminium
Agitator	without agitator	without agitator
Weight, kg	1.54	1.52
Dimensions, mm	129.5 x 199	129.5 x 199
Number of outlets	1	1
Working pressure, bar	3	3
Outlet thread	3/8" (M)	1/4" (M)
Handle	integrated	removable

Tank with bottom drain system

Part number	NT10-20AFG
Volume, l	20
Body	steel
Agitator	pneumatic
Weight, kg	22.9
Dimensions, mm	292 x 365
Number of outlets	1
Working pressure, bar	3
Outlet thread	1/2" bottom drain system



Stainless steel tank

Part number	NT10-20AS
Volume, l	20
Body	stainless steel
Agitator	pneumatic
Weight, kg	23.7
Dimensions, mm	292 x 365
Number of outlets	2
Working pressure, bar	3
Outlet thread	1/4" (M)




12. Agitators

Agitator with a lid for a 20 L tank

Part number	NT10-RB-TP
Motor power, hp (W)	0.25 (184)
Body material	stainless steel
Blade size, mm	Ø 95
Capacity, l	20
Shaft length, mm	350
Weight, kg	5.1
Maximum pressure, bar	7
Dimensions, mm	Ø 310
Fluid inlet, mm	Ø 15
Fluid outlet, mm	Ø 35
Outlet thread, mm	1/4" (M)





High pressure painting equipment


Operating on pneumatic
piston pumps

13. High pressure painting equipment

Advantages of ONETECH spray paint pumps:

- ONETECH spray paint pump come in various production capacities and serve different purposes, meeting the basic requirements of industrial enterprises.
- Models with a suction hose (S) are designed to collect material from standard buckets with a capacity of up to 25 liters. They are suitable when using an agitator with a lid.
- A 6-liter hopper tank (H) allows for working with small amounts of material (from 1 liter) without any loss during material transfer.
- A cart (C) makes the pump portable and ready for use anywhere in the painting facility. If the workplace is stationary, it can be wall-mounted (W).
- The pump elements are made of stainless steel, which allows you to work with both solvent-based and water-based materials.
- The improved design of the pneumatic motor minimizes icing, eliminating the need to add lubricant.

Technical characteristics and advantages of ONETECH pumps:



13. High pressure painting equipment

NT10P-30-40

For applying low and medium viscosity materials

- Portable cart with control panel (for air assisted spray painting)
- Stainless steel inline paint filter (100 mesh)
- Pressure regulators for pump and spray gun
- Pump flushing kit
- Suction pipe with inlet filter or a 6-liter tank (hopper)
- A set of 7.5-meter hoses for connecting a spray gun
- NT10-AA air assisted spray gun




NT10P-30-40-CS



NT10P-30-40-CH

Technical characteristics

MODEL	NT10P-30-40-CS	NT10P-30-40-CH
Ratio		30:1
Volume per cycle (double action), cm ³		40
Capacity per 60 cycles (max.), l/min		2.4
Configuration	Suction hose with a filter	6-liter tank (hopper)
Fluid pressure at 8 bar (max.), bar		240
Air inlet pressure (max.), bar		8
Air consumption, l/min		250 - 400
Pump air intake		1/2" BSP (M)
Spray gun air intake		1/4" NPS (M)
Spray gun fluid intake		1/4" NPS (M)

CE  II 2G T6X

13. High pressure painting equipment

NT10P-40-50

For applying medium and high viscosity materials

- Portable cart with control panel (for air assisted spray painting)
- Stainless steel inline paint filter (100 mesh)
- Pressure regulators for pump and spray gun
- Pump flushing kit
- Suction pipe with inlet filter or a 6-liter tank (hopper)
- A set of 7.5-meter hoses for connecting a spray gun
- NT10-AA air assisted spray gun



NT10P-40-50-CS



NT10P-40-50-CH

Technical characteristics

MODEL	NT10P-40-50-CS	NT10P-40-50-CH
Ratio		40:1
Volume per cycle (double action), cm ³		50
Capacity per 60 cycles (max.), l/min		3.0
Configuration	Suction hose with a filter	6-liter tank (hopper)
Fluid pressure at 8 bar (max.), bar		320
Air inlet pressure (max.), bar		8
Air consumption, l/min		250 - 1 000
Pump air intake		1/2" BSP (M)
Spray gun air intake		1/4" NPS (M)
Spray gun fluid intake		1/4" NPS (M)

CE Ex II 2G T6X

13. High pressure painting equipment

NT10P-66-100-CS

For applying high viscosity anti corrosion and protective coatings

- Portable cart
- Stainless steel inline paint filter (100 mesh)
- Pressure regulators for pump and spray gun
- Pump flushing kit
- Suction pipe with inlet filter
- 10-meter fluid supply hose
- NT10-AL airless spray gun

Technical characteristics

Part number	NT10P-66-100-CS
Ratio	66:1
Volume per cycle (double action), cm ³	100
Capacity per 60 cycles (max.), l/min	6.0
Fluid pressure at 8 bar (max.), bar	528
Air inlet pressure (max.), bar	8
Air consumption, l/min	600 - 2 650
Pump air intake	1/2" BSP (M)
Spray gun fluid intake	1/4" NPS (M)
Weight, kg	64

CE Ex II 2G T6X

NT10P-66-100-CS



13. High pressure painting equipment

NT10P-48-143

Set for simultaneous connection of up to 4 spray guns.
Used to equip spray painting machines.

- Portable cart or wall mount bracket
- Stainless steel inline paint filter (100 mesh)
- Pressure regulators
- Pump flushing kit
- Suction pipe with inlet filter




NT10P-48-143-CS



NT10P-48-143-WS

Technical characteristics

Part number	NT10P-48-143-CS	NT10P-48-143-WS
Ratio		48:1
Volume per cycle (double action), cm ³		143
Capacity per 60 cycles (max.), l/min		8.6
Configuration	Portable cart	Wall mount bracket
Fluid pressure at 8 bar (max.), bar		384
Air inlet pressure (max.), bar		8
Air consumption, l/min		600 - 2 650
Pump air intake		1/2" BSP (M)
Spray gun fluid intake		1/4" NPS (M)
Weight, kg		60

CE  II 2G T6X

* Pumps are provided without supply hoses and spray guns

13. High pressure painting equipment

NT10P-40-73-2K 2K material mixing pump


Pump for mixing and applying 2K medium and high viscosity coatings.
For materials with a mixing ratio of 1:1.



NT10P-40-73-2K

Technical characteristics

Part number	NT10P-40-73-2K
Ratio	40:1
Volume per cycle (double action), cm ³	73
Capacity per 60 cycles (max.), l/min	4.3
Fluid pressure at 8 bar (max.), bar	320
Air inlet pressure (max.), bar	8
Air consumption, l/min	250 - 2 000
Pump air intake	1/2" BSP (M)
Spray gun fluid intake	1/4" NPS (M)
Flushing pump, model	NT10P-30-40
Weight, kg	45

CE  II 2G T6X


NT10P-66-100-E extrusion pump

Extrusion pump is suitable for high viscosity and high density products, such as adhesives, sealants, mastics, silicones, lubricants, etc.

Used in the automotive, glass, home appliance, hydraulic, and electrical engineering industries.

Technical characteristics

Part number	NT10P-66-100-S
Ratio	66:1
Volume per cycle (double action), cm ³	100
Capacity per 60 cycles (max.), l/min	6.0
Fluid pressure at 8 bar (max.), bar	528
Air inlet pressure (max.), bar	8
Air consumption, l/min	600 - 2 650
Pump air intake	1/2" BSP (M)
Spray gun fluid intake	M16 × 1.5 (M)

CE  II 2G T6X



NT10P-66-100-E

13. High pressure air assisted spray gun

NT-AA-01M / NT-AAR-02M spray gun

Manual high pressure spray gun is designed for high quality coating application using the air assisted method.

Complete set:

- Air assisted spray gun
- Filter holder with filter 100 mesh
- Air cap (optional)
- Nozzle (optional)



NT-AA-01M



NT-AAR-02M



Technical characteristics

Part number	NT10-AA-01M	NT10-AAR-02M
Maximum working fluid pressure, bar	200	
Maximum working air pressure, bar	7	
Nozzle size	see table 1*	see table 2*
Nozzle type	flat spray tip	reversible spray tip
Fluid intake	1/4" NPS (M)	
Air intake	1/4" NPS (M)	
Weight of spray gun with filter holder, g	520	
Spray gun body	forged aluminum	
Material of wetted parts	stainless steel, carbide, PTFE	

* page 69

13. High pressure airless spray gun

NT-AL-01M spray gun

Manual airless spray gun is designed for applying protective coatings. It's equipped with a stainless steel swivel joint, which ensures maximum comfort and freedom of hand movement during work. The set includes a trigger that can be gripped with either four fingers.

Complete set:

- Spray gun, 500 bar
- Filter inside the handle
- Air cap for reversible tip
- Nozzle (optional)

Technical characteristics

Part number	NT10-AL-01M
Maximum working fluid pressure, bar	500
Nozzle size	see table 2*
Nozzle type	reversible spray tip
Weight, g	520
Piston ball Ø	Ø 3
Fluid intake	1/4" NPS (M)
Trigger	4 fingers
Diffuser	7/8"

* page 69



13. Selecting a spray gun nozzle

NT02A-DF-417

Nozzle type:
A - air assisted
L - airless

Nozzle model:
DF - flat spray tip
FT - reversible spray tip

Spray angle
(40°)

Orifice diameter
(0.017")

Table 1 for DF models - flat spray tip




Ø, in	Ø, mm	Spray angle in degrees (spray width at a 30-centimeter distance, mm)				
		20° (100 - 150)	30° (150 - 200)	40° (200 - 250)	50° (250 - 300)	60° (250 - 300)
0.007	0.18	207	307	407	507	607
0.009	0.23	209	309	409	509	609
0.011	0.28	211	311	411	511	611
0.013	0.33	213	313	413	513	613
0.015	0.38	215	315	415	515	615
0.017	0.43	217	317	417	517	617
0.019	0.48	219	319	419	519	619
0.021	0.53	221	321	421	521	621

Table 2 for FT models - reversible spray tip

Ø, in	Ø, mm	Spray angle in degrees (spray width at a 30-centimeter distance, mm)							
		10° (50 - 80)	20° (100 - 150)	30° (150 - 200)	40° (200 - 250)	50° (250 - 300)	60° (250 - 300)	80° (400 - 450)	90° (450 - 500)
0.007	0.18		207	307	407				
0.008	0.20	108	208	308	408				
0.009	0.23	109	209	309	409	509	609		
0.010	0.25	110	210	310	410	510			
0.011	0.28	111	211	311	411	511	611		
0.012	0.30	112	212	312	412	512	612		
0.013	0.33	113	213	313	413	513	613	813	
0.014	0.35	114	214	314	414	514	614		
0.015	0.38	115	215	315	415	515	615	815	
0.016	0.40					516	616		
0.017	0.43	117	217	317	417	517	617	817	917
0.018	0.45					518	618		
0.019	0.48		219	319	419	519	619	819	919
0.021	0.53		221	321	421	521	621	821	921
0.023	0.58		223	323	423	523	623	823	923
0.025	0.63		225	325	425	525	625	825	925
0.027	0.68			327	427	527	627	827	927
0.029	0.73			329	429	529	629	829	929
0.031	0.78			331	431	531	631	831	931
0.033	0.84			333	433	533	633	833	933
0.035	0.89			335	435	535	635	835	935
0.037	0.94			337	437				
0.039	0.99			339	439	539	639	839	939
0.041	1.04			341	441	541	641	841	941

reversible nozzle with a pre-orifice





Accessories

ONETECH accessories improve the painting experience by making the process more efficient and convenient

14. Accessories

ONETECH RG-7 Air duster guns



NT10-RG-7



NT10-RG-7-J



NT10-RG-7-4

Technical characteristics

Part number	Nozzle, mm	Air cap	Pressure, bar	Air consumption, l/min	Weight, g
NT10-RG-7	2.0	short	3.5	145	215
NT10-RG-7-J	2.0	adjustable	3.5	0 - 145	215
NT10-RG-7-4	2.0	100 / 280 mm	3.5	320	215

Air intake - 1/4" (M)



NT05-RP-003-G Pressure regulator with pressure gauge

Part number	Thread	Maximum pressure, bar	Pressure adjustment range, bar	Weight, g
NT05-RP-003-G	1/4"(M) x 1/4"(F)	15	0 - 10	112

NT05-RP-003-G

Quick-release couplings and fittings



NT04-RSQ-2 Female fitting
Thread: 1/4" (M)



NT04-RSQ-3 Female fitting
Thread: 3/8" (M)



NT04-RPQ-2 Male fitting
Thread: 1/4" (F)



NT04-RPQ-3 Male fitting
Thread: 3/8" (F)

14. Accessories

600 ml cup (aluminium)



NT05-RC-6A

Thread: M16×1.5 (M)
For: NT-100; NT-101;
NT-104; NT-105



NT05-RC-6AP

Thread: M16×1.5 (M)
For: NT-103

1000 ml cup (aluminium)



NT05-RC-10A

Thread: M16×1.5 (M)
For: NT-100; NT-101
NT-104; NT-105



NT05-RC-10AP

Thread: M16×1.5 (M)
For: NT-103

600 ml cup



NT05A-0073

Thread: M16×1.5 (M)
For: NT-100; NT-101;
NT-104; NT-105



NT05-RC-6MP

Thread: M16×1.5 (M)
For: NT-103

150 ml cup



NT05-RC-51SR

Thread: 1/4" (F)
For: NT-400R; NT-400F



NT05-RC-51M

Thread: M8x1 (M)
For: NT-400G

1000 ml cup (aluminium)



NT05-RC-1

Thread: 3/8" (F)
For: NT-200



NT05-RC-2

Thread: 3/8" (F)
For: NT-200



EPS Adapter

Thread: M16 × 1.5 (M)
Material:
anodized aluminium

NT05-EPS

14. Accessories

NT10-RP-2 Air dryer gun

ONETECH NT10-RP-2 air dryer gun is designed for speeding up the drying process of surfaces coated with waterborne materials.

The Venturi system ensures low air consumption. ONETECH air dryer gun makes it possible to reduce drying time for waterborne paints by up to 65%.

Part number	NT10-RP-2
Working pressure, bar	2.9
Maximum pressure, bar	6.8
Air consumption, l/min	up to 700
Air flow, l/min	up to 2800
Air inlet thread	1/4" (M)
Weight, g	633



NT10-RP-2

ONETECH NT10-RPS-1 stand with two NT10-RP-2 air dryer guns

The stand allows for the simultaneous installation and use of two ONETECH NT10-RP-2 air dryer guns. Each gun can be adjusted and precisely aimed at the object.

The stand should be used directly within the spray booth or the painting area.

Advantages

- Adjustable position of the stand and the air dryer guns;
- Two NT10-RP-2 air dryer guns are included.

Part number	NT10-RPS-1
Maximum height for air dryer gun installation, m	2
Maximum air dryer gun distance, m	0.8



NT10-RPS-1

A photograph of industrial paint mixing equipment in a laboratory. The background is a wall of dark, square acoustic panels. On the right, a piece of machinery with a stainless steel door is visible. The door is slightly ajar, revealing a control panel with a handle and several buttons. The lighting is dramatic, with strong highlights and deep shadows.

Industrial paint mixing equipment

Automatic gyro mixers / automatic shakers /
automotive and industrial paint mixer

15



15. Automatic gyro mixers

ONETECH equipment is designed to optimize the paint mixing process. The simple and thorough process provides a solution for mixing and shaking volumes of any size. This equipment is suitable for epoxy, polyurethane, polyester as well as acrylic paints and allows for perfect paint mixing for a quality coating.

ONETECH automatic gyro mixers simultaneously rotates the container vertically and horizontally to obtain perfect mixing of thick materials. NT18-02 is a universal hydromixer for small and large volumes.

Features:

- Reliable LG inverter.
- Digital display and audible indication
- Automatic detection of cans and clamping force.
- Intelligent speed adjustment according to can weight.
- Lower retractable platform for convenient can placement.
- Safety system stops operation if the door is opened unexpectedly.
- For cans up to 50 cm high.

Technical characteristics

Part number	NT18-02
Type	Automatic gyroscopic mixer
Mixing time	15 sec ÷ 9 min 45 sec
Mixing speed (capacity ≥ 220 mm)	50 - 100 rpm (default 100 rpm)
Mixing speed (capacity ≤ 220 mm)	50 - 150 rpm (default 150 rpm)
Clamping function	Automatic
Clamping force	Adjustable
Type of cans	Round / square / oval
Suitable can height, mm	95 - 500
Maximum can diameter, mm	360
Processing of multiple cans	Yes (same height)
Maximum can weight, kg	35
Power supply, V	220 ± 10% (50 Hz)
Rated Power, W	750
Machine Size (L x W x H), mm	880 × 770 × 1210
Footprint, m ²	0.68
Net / gross weight, kg	222 / 240




15. Automatic shakers

Universal and easy to use. High speed and thorough mixing by shaking the cans up and down, forward and backward.

A good option for mixing paints at retail locations. Suitable for low to medium viscosity materials.

Technical characteristics

Part number	NT18-03
Type	Automatic (vibration) shaker
Clamping function	Automatic
Clamping force	Adjustable
Shaking time, min	1 – 9
Shaking frequency	Up to 710 shakes per minute
Type of cans	Round / square / oval
Suitable can height, mm	80 – 380
Maximum can diameter, mm	350
Processing of multiple cans	Yes (same height)
Maximum can weight, kg	35
Power supply, V	220 ± 10% (50 Hz)
Rated Power, W	750
Machine Size (L x W x H), mm	720 × 710 × 1045
Footprint, m ²	0.57
Net / gross weight, kg	206



15. Automotive and Industrial paint mixer

Description:

- Patented technology, end face gear mixing system, single-layer independent control.
- The Machine Head number configuration is flexible, meets the personalized demand.
- Modular design, a wide range of products.
- Stable and reliable performance, maintenance-free.
- Apply to any paint brand.

64 heads mixing machine NT18-64:

with 16 pcs - 4 L; 48 pcs - 1 L

Part number	NT18-64
Technical parameters	
Number of mixer heads, pcs	64
Mixing layer number	6
Voltage, V	220 (50 / 60 Hz)
Power, kW	0.3
Size (L × W × H), mm	1 610 × 500 × 2 000
Characteristics of cans	
Barrel configuration (for 1L cans)	48
Vats configuration (for 4L cans)	16



18 heads mixing machine NT18-18:

with 18 pcs - 4 L







Part number	NT18-64
Technical parameters	
Number of mixer heads, pcs	18
Mixing layer number	3
Voltage, V	220 (50 / 60 Hz)
Power, kW	0.15
Size (L × W × H), mm	1 250 x 500 x 1 790
Characteristics of cans	
Barrel configuration (for 1L cans)	0
Vats configuration (for 4L cans)	18



15. Automotive and Industrial paint mixer

Paint stiring lids:

- The unique discharge spout ensures that the right amount of paint is delivered accurately.
- Special sealing material provides better sealing effect.
- Perfect design, no paint leakage or air leakage.
- Quick installation system on the paint mixer for easy operation.
- Applicable to all brands of paint, both solvent-based and water-based.

Part number	Picture	Description
NT18-05-1L		0.5 - 1 L paint stiring lid
NT18-05-4L		2.5 - 4 L paint stiring lid
NT18-06-1L		0.5 - 1 L paint stiring lid
NT18-06-4L		2.5 - 4 L paint stiring lid
NT18-07-1L		0.5 - 1 L paint stiring lid
NT18-07-4L		2.5 - 4 L paint stiring lid



info@onetech-tools.com



www.onetech-tools.com